



Hunter WITH YOU IN MIND

HERITAGE | HUNTER | CUSTOM BUILDER | PRESTIGE | ACCESSORIES





EACH AND EVERY IMPROVEMENT MADE
WITH YOU IN MIND.

We're never satisfied. Our newest collection not only showcases all the innovative design, quality craftsmanship and unmatched performance you expect from Hunter®. It also features a variety of improvements designed to give our customers better products, more flexibility, easier installation and the best experience possible.



Just how you want it. Most fans include three-position mounting (flush, standard or angled) and can be installed with or without a light kit. Plus, we've designed all of our blades to be interchangeable, allowing you the freedom to switch things up.



Hunter's new hands-free operation makes installation easier than ever. Our patented triangular hanger-ball system reduces torque for maximum stability and unmatched performance. An improved owner's manual puts you in control.



Our latest universal controls come loaded with new innovative features: automatic pairing, secure programming to eliminate interference, auto detect and longer range (up to 75 feet). And it's damp rated for use on covered porches.

Hunter®

IT’S ALWAYS BEEN ALL ABOUT YOU

This year’s improvements aren’t part of a new strategy. Taking care of our customers has always been our focus. Here are a couple more reasons you should consider purchasing a Hunter® fan.

Lifetime Guarantee


We stand behind the quality and craftsmanship of each and every fan with our Limited Lifetime Motor Warranty. Backed by the only fan company that’s been around for over 125 years, it’s a guarantee you can trust.

Energy Efficiency

We don’t just strive to give you a great value on your fan. We also work hard to create fans that will save you money every month on your electric bill.

We’re proud to offer ceiling fans and light kits with the ENERGY STAR® label, which identifies highly efficient products and designates superior energy performance.

To make it more convenient, we’ve included an informational energy chart for every ceiling fan. Please note that the energy data provided is for fans running at high speed.



36- to 48-inch ceiling fans have airflow efficiencies ranging from approximately 71 to 86 cubic feet per minute per watt at high speed.

49- to 60-inch ceiling fans have airflow efficiencies ranging from approximately 51 to 176 cubic feet per minute per watt at high speed.

HUNTER® TIP

Remember, ceiling fans cool people, not rooms.
So turn the fan off when you leave the room to save energy.



FIND THE PERFECT FAN

We want you to be happy. This guide will help ensure you find the Hunter® fan that’s just right for you.

1. Determine the fan size that’s best for your room.

Room Size	Fan Size
Small rooms up to 10' x 10'	30" to 48" fan
Large rooms up to 20' x 20'	50" to 54" fan
Great rooms over 20' x 20'	56" or larger fan

If you’re unsure about room dimensions, choose a larger fan to maximize your comfort at low or medium speed.

2. Select a style.

For a coordinated look, match the blade finish to furniture or wood molding. Or, choose a fan body finish that matches door or cabinet hardware.

3. Choose the appropriate fan mount and accessories based on ceiling height.

Low ceilings (8')	Hunter® Low Profile® fans with motor housings that fit flush to the ceiling	
Standard or angled ceilings (up to 9')	Most Hunter® fans with the Installer’s Choice® Three-Position Mounting System	
High ceilings (9')	Add an extension downrod, purchased separately	

4. Get the light right.

Choose a fan with a coordinated light fixture, or customize the fan with your choice of accessories.

5. Pick out a fan control.

To operate your fan and light separately from a single switch without additional rewiring	Wall control
For convenient, easy operation in bedrooms and rooms with high ceilings	Wireless remote control

TABLE OF CONTENTS

HERITAGE CEILING FANS

- 1886 Limited Edition
- Classic Original
- Outdoor Original
- Classic Original – 42 Inch
- Hotel Original
- Specifications

HUNTER CEILING FANS

GREAT ROOM

- Markley NEW
- Valerian NEW
- Riazzi
- Stockbridge
- The Royal Oak

LARGE ROOM

- Westover
- Kingsbury
- Italian Countryside
- Aventine
- Vernazza
- Palermo
- 1912 Mission
- Skyline
- Conway NEW
- Cortland
- Domino
- Banyan NEW
- Markham NEW

- Sonic
- The Kensington
- The Brookline
- The Astoria
- The Sonora
- Five Minute Fan
- Caribbean Breeze
- Studio Series

- The Sontera
- The Savoy

SMALL ROOM & OFFICE

- Caraway NEW
- Watson NEW
- Paxton
- Newstead
- The Beacon Hill
- The Kensington
- Hudson

LOW CEILING

- 42" Low Profile IV NEW
- 52" Low Profile III
- 52" Low Profile III Plus
- Reinert NEW
- Conroy NEW
- Hatherton NEW
- Ashmont NEW
- Fantasy Flyer

OUTDOOR LIVING

- Sea Wind
- Bayview
- Sea Air
- Matheston NEW
- Beachcomber NEW
- The Mariner

SPECIFICATIONS

CUSTOM BUILDER CEILING FANS

- Pro's Best
- Bridgeport
- Builder Deluxe
- Southern Breeze
- Builder Elite NEW
- Builder Plus NEW
- Specifications

PRESTIGE CEILING FANS

- Headley
- Torrence
- Claymore NEW
- Crown Park NEW
- Windemere NEW
- Kingsbridge NEW
- Teague
- Whitten
- Eurus
- Bingham
- Bixby
- ORBit
- St. Michaels
- Orchard Park
- Specifications

ACCESSORIES

- Light Kits
- Outdoor Light Kits
- Dual Use Light Fixtures
- Bowl Fitters & Glass
- Bowls
- Kid's Bowls
- Globe Fitters & Glass
- Traditional Globes
- 2¼" Accessory Glass
- Fitters & Finial Packs
- Angled Ceiling Mounts
- Extension Downrods
- Remote Controls



HERITAGE

TIMELESS STYLE.

A collection that celebrates the best of more than a century of cutting-edge innovation and craftsmanship. These designs continue to stand the test of time.

18865
60" Midas Black with two Distressed
Dark Cherry Basswood blades



1886 LIMITED EDITION®

A true Hunter® masterpiece is reborn with the elegant 1886 Limited Edition®. The intricate sand-cast motor housing and decorative rope downrod sleeve reflect Hunter's enduring attention to detail. A powerful and whisper-quiet Hunter® motor moves two perfectly balanced carved wood blades for exceptional air movement for years to come.

- Furniture grade veneer blades
- 14° blade pitch
- 172 x 20 mm motor
- 12" decorative downrod included for standard/angled mounting
- Limited-edition replica of turn-of-the-century Tuerk fan model
- Detailed cast motor housing rotates with blades
- For use on nine foot or higher ceilings
- Optional controls available (see Accessories section for details)

Dimensions		Airflow
A:	23.98"	6,422 cfm
B:	22.50"	Electricity Use
C:	5.13"	76 w
D:	9.80"	Airflow Efficiency
E:	5.40"	84 cfm/w
F:	—	

23855
52" Antique Black with five Walnut/Oak blades



23852
52" Chestnut Brown
with five Oak/
Walnut blades



23856
52" White with five
White blades



CLASSIC ORIGINAL®

In the age of disposability, few products have earned the right to be called classics. Rest assured, the Classic Original® is one of them. This is a fan that has changed little in decades, yet is so far ahead of its time, it earns the EPA's Energy Star® Rating.

- Furniture grade veneer blades
- 15° blade pitch
- 210 x 20 mm motor
- Indestructible cast iron housing
- Unique oil bath lubrication system
- Optional controls available (see Accessories section for details)

CHOOSE TO INSTALL YOUR CLASSIC ORIGINAL® WITH 5 BLADES—
OR FOR A MORE TRADITIONAL LOOK, INSTALL 4 BLADES



22732
Oil for Hunter Original® fans



Dimensions		Airflow
A:	14.16"	6,947 cfm
B:	11.83"	Electricity Use
C:	3.33"	87 w
D:	12.53"	Airflow Efficiency
E:	5.50"	80 cfm/w
F:	—	



25601
Textured Black (blades sold separately)
See opposite page for Individual Elements® Accessory
Blades (shown with five 25673 Solid Teak blades)



22282
New Bronze with five
Solid Teak blades



25602
White with four
White plastic blades

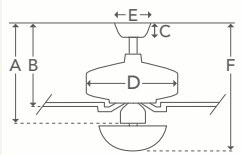
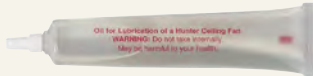
OUTDOOR ORIGINAL®

ETL Damp Rated, the Outdoor Original® is ideal for enclosed porches, covered patios, greenhouses and more.

- 52" and 55" blade span (see Individual Elements® on next page)
- 12° blade pitch (models 25601 and 22282); 15° blade pitch (model 25602)
- 210 x 20 mm motor
- Indestructible cast iron housing
- Unique oil bath lubrication system
- Rated for damp locations
- Optional controls available (see Accessories section for details)



22732
Oil for Hunter Original® fans



Dimensions
A: 14.45"
B: *
C: 3.30"
D: 12.53"
E: 6.24"
F: —

	22282	25602
Airflow	7,097 cfm	7,501 cfm
Electricity Use	81 w	82 w
Airflow Efficiency	88 cfm/w	92 cfm/w

*Dimension varies by blade. See specifications page.
Energy information for model 25601 motor on opposite page.

INDIVIDUAL ELEMENTS®

With the Hunter® Individual Elements® Accessory Blades, our fans are even more versatile. Create your own custom fan. Select the black Outdoor Original® Fan body. Then add a set of accessory fan blades to match your décor.



25673
52" Solid Teak blades

Airflow 7,097 cfm	Electricity Use 81 w	Airflow Efficiency 88 cfm/w
----------------------	-------------------------	--------------------------------

Energy information based on 25601 motor.



25676
55" Gossamer Brown synthetic wicker blades

Airflow 5,113 cfm	Electricity Use 82 w	Airflow Efficiency 62 cfm/w
----------------------	-------------------------	--------------------------------

Energy information based on 25601 motor.



25674
52" reversible Antique Dark plastic palm/wicker blades

Airflow 6,379 cfm	Electricity Use 82 w	Airflow Efficiency 78 cfm/w
----------------------	-------------------------	--------------------------------

Energy information based on 25601 motor.

22289
42" New Bronze with four
Walnut/Light Cherry blades



23827
42" White with
four White blades

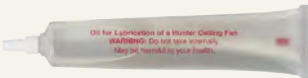


CLASSIC ORIGINAL® – 42 INCH

Compact but never compromised, this is the Classic Original® revised for smaller spaces. A motor built to precise standards and a unique oil bath lubrication system mean your small rooms will be as cool and quiet as your big rooms, thanks to Hunter's 42" Classic Original.

- 10.5° blade pitch
- 172 x 15 mm motor
- Indestructible cast iron housing
- Unique oil bath lubrication system
- Optional controls available (see Accessories section for details)

22732
Oil for Hunter Original® fans



Dimensions		Airflow
A:	14.00"	2,570 cfm
B:	12.00"	Electricity Use
C:	3.30"	62 w
D:	10.00"	Airflow Efficiency
E:	5.50"	41 cfm/w
F:	—	

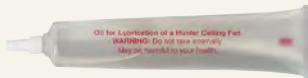
23702
52" Satin Black with four Rough Hewn Cherry blades



HOTEL ORIGINAL®

With Hunter's patented Adaptair™ adjustable blade pitch technology, the Hotel Original® keeps your home cool in summer or warm in winter with ease. Simply adjust the blade pitch—from updraft to downdraft and vice versa—with a single lever. Designed before reversible electric motors, the Adaptair™ system represents our rich tradition of innovation.

- Furniture grade veneer blades
- Adaptair™ adjustable blade pitch technology
- 210 x 20 mm motor
- Indestructible cast iron housing
- Unique oil bath lubrication system
- Schoolhouse glass globe
- One 19w CFL bulb (75w equivalent)
- Optional controls available (see Accessories section for details)

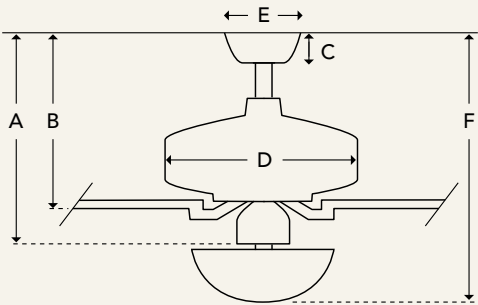


22732
Oil for Hunter Original® fans

Dimensions		Airflow
A:	—	7,501 cfm
B:	17.25"	Electricity Use
C:	5.13"	82 w
D:	12.50"	Airflow Efficiency
E:	5.40"	92 cfm/w
F:	26.00"	

HERITAGE SPECIFICATIONS

	1886 Limited Edition 18865	Classic Original 23832, 23835, 23856	Classic Original - 42 Inch 22289, 23827	Hotel Original 23702	Outdoor Original 22282	Outdoor Original 23602	Outdoor Original 25601 (with 25673 blades)	Outdoor Original 25601 (with 25674 blades)	Outdoor Original 25601 (with 25676 blades)
SIZE	60	52	42	52	52	52	52	52	55
BLADES	2	4/5	4	4	5	4	5	5	5
°PITCH	14	15	10.5	N/A	12	15	12	12	12
INCLUDES LIGHT	No	No	No	Yes	No	No	No	No	No
INCLUDES REMOTE	No	No	No	No	No	No	No	No	No
DUST ARMOR	No	No	No	No	No	No	No	No	No
CFM (HIGH)	6422	6947	2570	7501	7097	7501	7097	6379	5113
CFM (MED)	3945	3989	1717	4545	4619	4545	4619	4032	3133
CFM (LOW)	1828	3595	1046	2706	2633	2706	2633	2332	1996
RPM (HIGH)	190	197	187	270	225	257	225	207	151
RPM (MED)	117	116	122	167	155	145	155	130	99
RPM (LOW)	63	74	83	100	93	92	93	80	64
WATTS	76	87	62	82	81	82	81	82	82
AMPS	0.64	0.73	0.52	0.68	0.69	0.71	0.69	0.70	0.71
A	23.98	14.16	14.00	—	14.45	14.45	14.45	14.45	14.45
B	22.50	11.83	12.00	17.25	12.18	12.18	12.18	12.35	12.22
C	5.13	3.33	3.30	5.13	3.30	3.30	3.30	3.30	3.30
D	9.80	12.53	10.00	12.50	12.53	12.53	12.53	12.53	12.53
E	5.40	5.50	5.50	5.40	6.24	6.24	6.24	6.24	6.24
F	—	—	—	26.00	—	—	—	—	—



Domino

HUNTER

STAYING TRUE TO OUR NAME.

From modern and hip to traditional and elegant, this mainstream collection has something for everyone. Each design carries the same promise of quality and functionality that Hunter® delivers.

MARKLEY **NEW**

Family Code H160 56P2

- WhisperWind® Motor
- Installer's Choice® Three-Position Mounting System
- Uses three 60w candelabra bulbs (included)
- Can be installed without light kit
- Dust Armor™ blade coating repels dust build-up
- Limited lifetime warranty




53255
56" Onyx Bengal with five
Burnished Cherry blades



Dimensions		Airflow
A:	13.02"	5,523 cfm
B:	11.81"	Electricity Use
C:	2.75"	66 w
D:	13.49"	Airflow Efficiency
E:	6.50"	84 cfm/w
F:	18.48"	

RIAZZI®

- WhisperWind® Motor
- EZ Hang® Mounting System
- Two-position mounting
- Integrated 120-watt bowl light fixture
- Uses two 60w candelabra bulbs (included)
- Limited lifetime warranty



23289
56" Brushed Nickel with five
Black/Cherry blades

Dimensions		Airflow
A:	10.25"	5,734 cfm
B:	3.07"	Electricity Use
C:	8.80"	65 w
D:	7.61"	Airflow Efficiency
E:	18.75"	89 cfm/w
F:		

Will be discontinued in 2014.

VALERIAN **NEW**

Family Code H161 60P2

- WhisperWind® Motor
- Installer's Choice® Three-Position Mounting System
- Uses two 14w CFL bulbs (included)
- Can be installed without light kit
- Dust Armor™ blade coating repels dust build-up
- Limited lifetime warranty



54061
60" Bronze Patina with five
Dark Walnut/Roasted Walnut blades



Dimensions		Airflow
A:	12.78"	7,185 cfm
B:	11.47"	Electricity Use
C:	2.75"	82 w
D:	12.59"	Airflow Efficiency
E:	6.50"	88 cfm/w
F:	18.20"	

STOCKBRIDGE™

- WhisperWind® Motor
- AVT® Hanging System
- Installer's Choice® Three-Position Mounting System
- Integrated 120-watt bowl light fixture
- Uses two 60w candelabra bulbs (included)
- Can be installed without light kit
- Limited lifetime warranty



23963
70" New Bronze with five
Walnut/Medium Oak blades

Dimensions		Airflow
A:	12.70"	8,766 cfm
B:	11.10"	Electricity Use
C:	3.30"	83 w
D:	12.30"	Airflow Efficiency
E:	7.20"	106 cfm/w
F:	18.50"	

Please note model 23963 will transition to new model number 55042.

THE ROYAL OAK™

Family Code H141 60D0

- WhisperWind® Motor
- Installer's Choice® Three-Position Mounting System
- Dust Armor™ blade coating repels dust build-up
- Limited lifetime warranty
- Remote control included



54017
60" Antique Pewter with five
Walnut/Chestnut blades



54018
60" New Bronze with five
Dark Cherry/Medium Oak blades



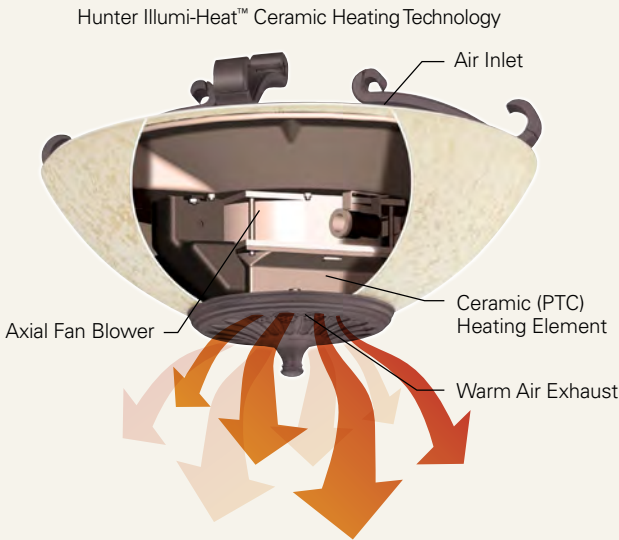
Dimensions		Airflow
A:	12.78"	6,855 cfm
B:	11.41"	Electricity Use
C:	2.75"	78 w
D:	14.09"	Airflow Efficiency
E:	6.50"	87 cfm/w
F:	—	

WESTOVER®
FOUR SEASONS™ HEATER FAN

- WhisperWind® Motor
- EZ Hang® Mounting System
- Two-position mounting
- Illumi-Heat™ lighting fixture featuring 700w PTC ceramic heating element
- Integrated 120-watt bowl light fixture
- Uses three 40w candelabra bulbs (included)
- No dedicated circuit required; installs like a standard ceiling fan
- Dust Armor™ blade coating repels dust build-up
- Limited lifetime warranty
- Remote control included for separate operation of light, heat and fan functions



21894
52" New Bronze with five
Walnut/Cherry blades



ARE YOU A FAN OF
YEAR-ROUND COMFORT?

The Westover® Four Seasons™ Heater Fan cools your home when the weather is warm, heats it when winter comes, and looks great the whole year through.

In the summer, use this unique Hunter® fan conventionally, to cut back on air conditioning without sacrificing comfort. When it gets cold, make the switch to heat so you can stay warm even at a lower thermostat setting.

Ideal for adding comfort to a bedroom or family room, the Westover® may also act as the sole means of cooling and heating a space year-round. Either way, this fan is sure to help you save on energy bills all year long. That's a beautiful thing.



Dimensions		Airflow
A:	13.00"	5,005 cfm
B:	3.10"	Electricity Use
C:	3.10"	66 w
D:	13.50"	Airflow Efficiency
E:	7.60"	76 cfm/w
F:	22.20"	

Please note model 21894 will transition to new model number 59033.

KINGSBURY

- WhisperWind® Motor
- Installer's Choice® Three-Position Mounting System
- Dust Armor™ blade coating repels dust build-up
- Limited lifetime warranty



23957
52" Roman Bronze with five Walnut blades

Please note model 23957 will transition to new model number 53202.



Dimensions		Airflow
A:	13.93"	4,164 cfm
B:	11.35"	Electricity Use
C:	2.68"	72 w
D:	11.06"	Airflow Efficiency
E:	6.69"	58 cfm/w
F:	—	

AVENTINE®

Family Code H072 52P2

- WhisperWind® Motor
- Installer's Choice® Three-Position Mounting System
- Integrated 120-watt bowl light fixture
- Uses two 60w candelabra bulbs (included)
- Can be installed without light kit
- Dust Armor™ blade coating repels dust build-up
- Limited lifetime warranty



53134
52" Cocoa with Spanish Gold Accents with five Dark Walnut/Cherried Walnut blades



Dimensions		Airflow
A:	12.77"	4,881 cfm
B:	11.54"	Electricity Use
C:	2.75"	65 w
D:	12.30"	Airflow Efficiency
E:	6.50"	76 cfm/w
F:	18.93"	

ITALIAN COUNTRYSIDE®

Family Code H107 52P2

- WhisperWind® Motor
- Installer's Choice® Three-Position Mounting System
- Integrated 120-watt bowl light fixture
- Uses three 40w candelabra bulbs (included)
- Can be installed without light kit
- Dust Armor™ blade coating repels dust build-up
- Limited lifetime warranty



53200
52" Cocoa with five Aged Barnwood/Cherried Walnut blades



Dimensions		Airflow
A:	13.02"	5,094 cfm
B:	12.22"	Electricity Use
C:	2.75"	63 w
D:	13.99"	Airflow Efficiency
E:	6.50"	81 cfm/w
F:	18.98"	

VERNAZZA®

Family Code H104 52P2

- WhisperWind® Motor
- Installer's Choice® Three-Position Mounting System
- Integrated 180-watt bowl light fixture
- Uses three 60w candelabra bulbs (included)
- Can be installed without light kit
- Dust Armor™ blade coating repels dust build-up
- Limited lifetime warranty



53029
52" Brushed Cocoa with five Aged Barnwood/Rustic Lodge blades



Dimensions		Airflow
A:	13.03"	4,769 cfm
B:	11.28"	Electricity Use
C:	2.75"	66 w
D:	12.16"	Airflow Efficiency
E:	6.50"	73 cfm/w
F:	19.27"	

PALERMO™

- WhisperWind® Motor
- Installer's Choice® Three-Position Mounting System
- 22-watt bowl light fixture
- Uses one 22w circline CFL bulb (included)
- Limited lifetime warranty
- Remote control included



21627
52" Brushed Nickel with five
Cherry/Maple blades

*Please note model 21627 will transition to
new model number 59049.*



21628
52" Brushed Bronze with five
Black/Walnut blades

*Please note model 21628 will transition to
new model number 59050.*



Dimensions		Airflow
A:	10.80"	6,707 cfm
B:	2.83"	Electricity Use
C:	2.83"	87 w
D:	12.50"	Airflow Efficiency
E:	7.20"	77 cfm/w
F:	14.60"	

1912 MISSION®

- WhisperWind® Motor
- AVT® Hanging System
- Installer's Choice® Three-Position Mounting System
- Integrated 120-watt iridescent art glass light fixture
- Uses two 60w candelabra bulbs (included)
- Limited lifetime warranty



21978
54" Bronze with five
Dark Cherry/Dark Walnut blades

Dimensions		Airflow
A:	11.06"	6,379 cfm
B:	2.60"	Electricity Use
C:	2.60"	74 w
D:	12.64"	Airflow Efficiency
E:	6.22"	86 cfm/w
F:	17.23"	

Will be discontinued in 2014.

SKYLINE

Family Code H149 52P2

- WhisperWind® Motor
- Installer's Choice® Three-Position Mounting System
- Integrated 120-watt bowl light fixture
- Uses two 60w candelabra bulbs (included)
- Can be installed without light kit
- Dust Armor™ blade coating repels dust build-up
- Limited lifetime warranty



52023
52" Brushed Nickel with five
Eurasian Wood/Maple blades



Dimensions		Airflow
A:	13.02"	N/A cfm
B:	11.65"	Electricity Use
C:	2.75"	N/A w
D:	8.15"	Airflow Efficiency
E:	6.50"	N/A cfm/w
F:	17.82"	

Not available
at time of print

CONWAY **NEW**

Family Code H157 52P3

- WhisperWind® Motor
- Installer's Choice® Three-Position Mounting System
- 180-watt three-light fixture
- Uses three 60w candelabra bulbs (included)
- Can be installed without light kit
- Dust Armor™ blade coating repels dust build-up
- Limited lifetime warranty



53051
52" Cocoa with five Walnut/Stained Oak blades




53052
52" Antique Pewter with five Cherried Walnut/Burnt Walnut blades



	Dimensions	
	A:	12.52"
	B:	11.26"
	C:	2.75"
	D:	10.61"
	E:	6.50"
	F:	18.22"
Airflow		5,159 cfm
Electricity Use		67 w
Airflow Efficiency		77 cfm/w

CORTLAND®

- WhisperWind® Motor
- AVT® Hanging System
- Installer's Choice® Three-Position Mounting System
- 160-watt four-light fixture with decorative shades
- Uses four 40w candelabra bulbs (included)
- Can be installed without light kit
- Limited lifetime warranty



22720
54" Basque Black with Brushed Gold Accents with five Aged Ebony blades




22710
54" New Bronze with five Dark Cherry/Walnut blades

	Dimensions	
	A:	13.00"
	B:	11.90"
	C:	3.60"
	D:	12.10"
	E:	7.54"
	F:	22.50"
Airflow		5,934 cfm
Electricity Use		80 w
Airflow Efficiency		74 cfm/w

DOMINO

Family Code H111 52P1

- WhisperWind® Motor
- Installer's Choice® Three-Position Mounting System
- Integrated 80-watt downlight/80-watt uplight
- Uses four 40w candelabra bulbs (included)
- Dust Armor™ blade coating repels dust build-up
- Limited lifetime warranty



59010
52" Antique Pewter with five Dark Maple/Rosewood blades



	Dimensions	
	A:	10.61"
	B:	2.75"
	C:	8.39"
	D:	6.50"
	F:	16.35"
Airflow		N/A cfm
Electricity Use		N/A w
Airflow Efficiency		N/A cfm/w

Not available at time of print

BANYAN NEW

Family Code H153 52P2

- WhisperWind® Motor
- Installer's Choice® Three-Position Mounting System
- Integrated 120-watt bowl light fixture
- Uses two 60w candelabra bulbs (included)
- Can be installed without light kit
- Dust Armor™ blade coating repels dust build-up
- Limited lifetime warranty



53175
52" Brushed Nickel with five
Dark Walnut/Medium Walnut blades



53176
52" New Bronze with five
Roasted Walnut/Yellow Walnut blades



53177
52" Snow White with five
Snow White blades



Dimensions		Airflow
A:	13.02"	5,160 cfm
B:	11.83"	Electricity Use
C:	2.75"	68 w
D:	11.06"	Airflow Efficiency
E:	6.50"	76 cfm/w
F:	18.30"	

MARKHAM NEW

Family Code H170 52P0

- WhisperWind® Motor
- Installer's Choice® Three-Position Mounting System
- Dust Armor™ blade coating repels dust build-up
- Limited lifetime warranty



54108
52" Snow White with five
Snow White blades



54109
52" Brushed Nickel with five
Medium Walnut/
Dark Walnut blades



54110
52" New Bronze with five
Yellow Walnut/
Roasted Walnut blades



54111
52" Matte Black with five
Harvest Mahogany/
Roasted Walnut blades



Dimensions		Airflow
A:	13.03"	N/A cfm
B:	11.69"	Electricity Use
C:	2.75"	N/A w
D:	11.06"	Airflow Efficiency
E:	6.50"	N/A cfm/w
F:	—	

Not available
at time of print

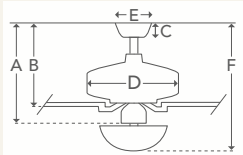
SONIC®
Family Code H131 52R1

- WhisperWind® Motor
- Integrated 18-watt bowl light fixture
- Uses one 18w GU24 CFL bulb (included)
- Dust Armor™ blade coating repels dust build-up
- Limited lifetime warranty
- Remote control included



59072
52" Brushed Nickel with four
Black/Maple blades

59073
52" White with four
White/Maple blades



Dimensions		Airflow
A:	10.15"	5,892 cfm
B:	2.75"	Electricity Use
C:	10.67"	77 w
D:	6.50"	Airflow Efficiency
E:	14.54"	76 cfm/w
F:		

THE KENSINGTON®
Family Code H055 52P2

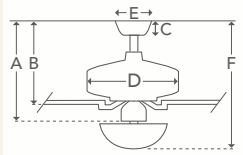
- WhisperWind® Motor
- Installer's Choice® Three-Position Mounting System
- Integrated 120-watt bowl light fixture
- Uses two 60w candelabra bulbs (included)
- Can be installed without light kit
- Dust Armor™ blade coating repels dust build-up
- Limited lifetime warranty



53048
52" New Bronze with five
Walnut/Cherry blades



53047
52" Brushed Nickel with five
Cherry/Maple blades



Dimensions		Airflow
A:	12.52"	4,748 cfm
B:	11.29"	Electricity Use
C:	2.75"	68 w
D:	10.75"	Airflow Efficiency
E:	6.50"	70 cfm/w
F:	18.38"	

THE BROOKLINE®

- WhisperWind® Motor
- Installer's Choice® Three-Position Mounting System
- Integrated 120-watt bowl light fixture
- Uses two 60w candelabra bulbs (included)
- Can be installed without light kit
- Limited lifetime warranty



22451
52" Brushed Nickel with five
Cherry/Maple blades

*Please note model 22451 will transition to
new model number 53109.*



22465
52" New Bronze
with five Dark Cherry/
Medium Oak blades

*Please note model 22465 will transition to
new model number 53111.*




22455
52" Antique Brass
with five Walnut/
Medium Oak blades

*Please note model 22455 will transition to
new model number 53110.*



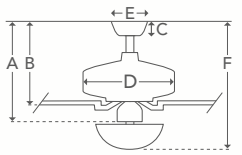
22431
52" Provençal Gold
with five Light Cherry/
Medium Oak blades

*Please note model 22431 will transition to
new model number 53108.*



22390
52" White with
five White/
Bleached Oak blades

*Please note model 22390 will transition to
new model number 53107.*



Dimensions		Airflow
A:	14.00"	4,905 cfm
B:	11.70"	Electricity Use
C:	2.80"	63 w
D:	12.25"	Airflow Efficiency
E:	6.75"	78 cfm/w
F:	19.75"	


THE ASTORIA™

Family Code H057 52P2

- WhisperWind® Motor
- Installer's Choice® Three-Position Mounting System
- Integrated 120-watt bowl light fixture
- Uses two 60w candelabra bulbs (included)
- Can be installed without light kit
- Dust Armor™ blade coating repels dust build-up
- Limited lifetime warranty



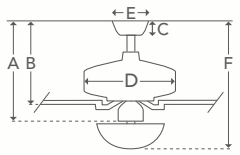
53057
52" New Bronze with five
Walnut/Medium Oak blades



53059
52" White with five
White/Light Oak blades



53058
52" Brushed Nickel with five
Cherry/Maple blades



Dimensions	
A:	12.02"
B:	10.62"
C:	2.75"
D:	11.06"
E:	6.50"
F:	17.99"

Airflow	5,013 cfm
Electricity Use	65 w
Airflow Efficiency	77 cfm/w

THE SONORA™

- WhisperWind® Motor
- Installer's Choice® Three-Position Mounting System
- Integrated 26-watt bowl light fixture
- Uses one 26w CFL bulb (included)
- Can be installed without light kit
- Limited lifetime warranty



21434
52" New Bronze with five
Walnut/Cherry blades

*Please note model 21434 will transition to
new model number 53172.*



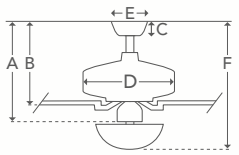
21435
52" French Vanilla with
five French Vanilla/
Bleached Oak blades

*Please note model 21435 will transition to
new model number 53173.*



21433
52" Antique Pewter with five
Black/Cherry blades

*Please note model 21433 will transition to
new model number 53171.*



Dimensions	
A:	12.63"
B:	11.70"
C:	2.72"
D:	11.06"
E:	6.69"
F:	18.78"

Airflow	5,680 cfm
Electricity Use	77 w
Airflow Efficiency	74 cfm/w

FIVE MINUTE FAN®

Family Code H062 52P2

- WhisperWind® Motor
- EZ Hang® Mounting System
- Installer's Choice® Three-Position Mounting System
- Easy Lock® Blades
- 90% pre-assembled for easy installation
- 120-watt bowl light fixture
- Uses two 60w candelabra bulbs (included)
- Can be installed without light kit
- Dust Armor™ blade coating repels dust build-up
- Limited lifetime warranty



53085
52" Brushed Nickel with five
Cherry/Maple blades



53086
52" New Bronze with five
Dark Cherry/Medium Oak blades



1. Fan comes 90% pre-assembled



2. Attach to bracket and connect wires

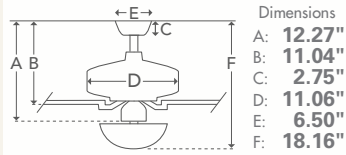


3. Attach blades



4. Attach bowl

The Five Minute Fan® ceiling fan can be installed by most users in five minutes or less. Five minute time interval does not include installation of mounting plate.



Airflow	5,010 cfm
Electricity Use	67 w
Airflow Efficiency	75 cfm/w

CARIBBEAN BREEZE™

Family Code H129 54P2

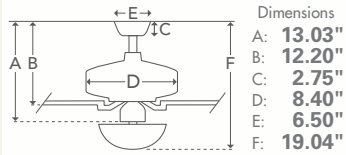
- WhisperWind® Motor
- Installer's Choice® Three-Position Mounting System
- Integrated 120-watt wicker bowl light fixture
- Uses two 60w candelabra bulbs (included)
- Can be installed without light kit
- Dust Armor™ blade coating repels dust build-up
- Limited lifetime warranty



54094
54" Textured White with five
Cream Wicker blades



54095
54" Weathered Bronze with five
Antique Dark Wicker blades



Airflow	5,559 cfm
Electricity Use	76 w
Airflow Efficiency	73 cfm/w

STUDIO SERIES®

Family Code H058 52P4

- WhisperWind® Motor
- Installer's Choice® Three-Position Mounting System
- 160-watt four-light fixture
- Uses four 40w candelabra bulbs (included)
- Can be installed without light kit
- Dust Armor™ blade coating repels dust build-up
- Limited lifetime warranty



53067
52" New Bronze with five
Walnut/Cherry blades



53062
52" White with five
White/Bleached Oak blades



53063
52" Antique Brass with five
Walnut/Medium Oak blades



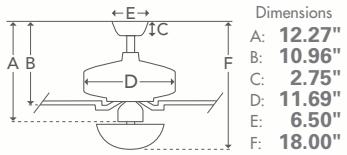
53065
52" Antique Pewter with
five Dark Walnut/
Light Cherry blades



53064
52" Brushed Nickel with five
Cherry/Maple blades



53066
52" Hunter Bright Brass Finish®
with five Walnut/
Medium Oak blades



Dimensions	
A:	12.27"
B:	10.96"
C:	2.75"
D:	11.69"
E:	6.50"
F:	18.00"

Airflow	4,740 cfm
Electricity Use	65 w
Airflow Efficiency	73 cfm/w

THE SONTERA®

Family Code H068 52D3

- WhisperWind® Motor
- Installer's Choice® Three-Position Mounting System
- 180-watt three-light fixture
- Uses three 60w candelabra bulbs (included)
- Can be installed without light kit
- Limited lifetime warranty
- Dust Armor™ blade coating repels dust build-up
- Remote control included



53115
52" Antique Brass with five
Walnut/Medium Oak blades



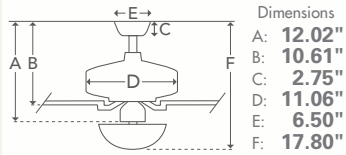
53114
52" White with five
White/Bleached Oak blades



53117
52" Brushed Nickel with five
Cherry/Maple blades



53116
52" Hunter Bright
Brass Finish® with five
Medium Oak/Walnut blades



Dimensions	
A:	12.02"
B:	10.61"
C:	2.75"
D:	11.06"
E:	6.50"
F:	17.80"


Airflow	5,040 cfm
Electricity Use	64 w
Airflow Efficiency	79 cfm/w

THE SAVOY®


- WhisperWind® Motor
- AVT® Hanging System
- Installer's Choice® Three-Position Mounting System
- Limited lifetime warranty



20517
52" Matte Black with five Walnut/Light Cherry blades
Please note model 20517 will transition to new model number 53104.



20516
52" White with five White/Light Oak blades
Please note model 20516 will transition to new model number 53103



20511
52" Antique Pewter with five Black/Cherry blades
Please note model 20511 will transition to new model number 53102.



20510
52" Antique Brass with five Rosewood/Medium Oak blades
Please note model 20510 will transition to new model number 53105.



Dimensions		Airflow
A:	12.50"	5,348 cfm
B:	11.50"	Electricity Use
C:	2.50"	71 w
D:	11.88"	Airflow Efficiency
E:	6.75"	75 cfm/w
F:	—	

CARAWAY **NEW**

Family Code H154 44P2

- WhisperWind® Motor
- Installer's Choice® Three-Position Mounting System
- 90% pre-assembled for easy installation
- Integrated 120-watt bowl light fixture
- Uses two 60w candelabra bulbs (included)
- Can be installed without light kit
- Dust Armor™ blade coating repels dust build-up
- Limited lifetime warranty



52080
44" Snow White with five Snow White blades



52081
44" Brushed Nickel with five Burnt Walnut/Roasted Walnut blades




52082
44" New Bronze with five Harvest Mahogany/Golden Walnut blades



1. Fan comes 90% pre-assembled



2. Attach to bracket and connect wires



3. Attach blades



4. Attach bowl

The Five Minute Fan® ceiling fan can be installed by most users in five minutes or less. Five minute time interval does not include installation of mounting plate.



Dimensions		Airflow
A:	12.77"	4,085 cfm
B:	11.41"	Electricity Use
C:	2.75"	64 w
D:	9.50"	Airflow Efficiency
E:	6.49"	64 cfm/w
F:	18.74"	

WATSON NEW

Family Code H163 34P2

- WhisperWind® Motor
- Installer's Choice® Three-Position Mounting System
- Integrated 120-watt bowl light fixture
- Uses two 60w candelabra bulbs (included)
- Can be installed without light kit
- Dust Armor™ blade coating repels dust build-up
- Limited lifetime warranty



52089
34" Snow White with five
Snow White/Bleached Oak Blades




52090
34" New Bronze with five
Cabin Home/Walnut blades



Dimensions		Airflow
A:	12.76"	3,516 cfm
B:	11.80"	Electricity Use
C:	2.75"	60 w
D:	9.50"	Airflow Efficiency
E:	6.50"	59 cfm/w
F:	18.23"	

PAXTON®

- WhisperWind® Motor
- Two-position mounting
- Integrated 120-watt bowl light fixture
- Uses three 40w candelabra bulbs (included)
- Limited lifetime warranty



28872
48" Antique Pewter with five
Black/Cherry blades

Dimensions		Airflow
A:	—	4,778 cfm
B:	9.59"	Electricity Use
C:	2.72"	66 w
D:	8.80"	Airflow Efficiency
E:	6.69"	72 cfm/w
F:	16.43"	

Will be discontinued in 2014.

NEWSTEAD

- WhisperWind® Motor
- Installer's Choice® Three-Position Mounting System
- 180-watt three-light fixture
- Uses three 60w candelabra bulbs (included)
- Dust Armor™ blade coating repels dust build-up
- Limited lifetime warranty



28703
46" New Bronze with five
Weathered Oak/Wine Country blades



Dimensions		Airflow
A:	—	3,932 cfm
B:	11.72"	Electricity Use
C:	2.60"	47 w
D:	9.50"	Airflow Efficiency
E:	6.69"	83 cfm/w
F:	21.04"	

Will be discontinued in 2014.

THE BEACON HILL™

Family Code H061 42P3 (models 53078-53082)

- WhisperWind® Motor
- Installer's Choice® Three-Position Mounting System
- 180-watt three-light fixture
- Uses three 60w candelabra bulbs (included)
- Can be installed without light fixture
- Dust Armor™ blade coating repels dust build-up (models 53078-53082 only)
- Limited lifetime warranty



53079
42" Brushed Nickel with five
Cherry/Maple blades



53081
42" White with five
White/Light Oak blades



20430/53078
42" Antique Brass with five
Rosewood/Medium Oak blades



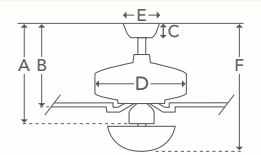
20434/53080
42" Hunter Bright Brass Finish®
with five Rosewood/
Medium Oak blades



53082
42" New Bronze with five
Walnut/Cherry blades

20430, 20434

53078-53082



Dimensions	Airflow
A: 12.50"	4,013 cfm
B: 11.50"	Electricity Use 63 w
C: 2.50"	
D: 9.50"	
E: 6.75"	Airflow Efficiency 64 cfm/w
F: 18.00"	

Dimensions	Airflow
A: 12.52"	4,461 cfm
B: 11.17"	Electricity Use 63 w
C: 2.75"	
D: 9.50"	
E: 6.50"	Airflow Efficiency 71 cfm/w
F: 18.31"	



THE KENSINGTON®

Family Code H005 42P2

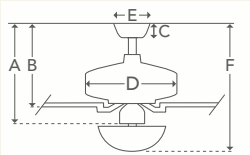
- WhisperWind® Motor
- Installer's Choice® Three-Position Mounting System
- Integrated 120-watt bowl light fixture
- Uses two 60w candelabra bulbs (included)
- Can be installed without light kit
- Dust Armor™ blade coating repels dust build-up
- Limited lifetime warranty



51014
42" New Bronze with five
Dark Cherry/Medium Oak blades



51015
42" Brushed Nickel with five
Cherry/Maple blades



Dimensions	Airflow
A: 12.00"	3,302 cfm
B: 10.77"	Electricity Use 58 w
C: 2.75"	
D: 9.82"	
E: 6.49"	Airflow Efficiency 57 cfm/w
F: 17.92"	



HUDSON™
Family Code H082 42P0

- WhisperWind® Motor
- Installer's Choice® Three-Position Mounting System
- Dust Armor™ blade coating repels dust build-up
- Limited lifetime warranty



52067
42" New Bronze with five
Dark Walnut/Medium Oak blades



52065
42" White with five
White/Light Oak blades



52066
42" Brushed Nickel with five
Cherry/Maple blades



Dimensions		Airflow
A:	12.66"	3,790 cfm
B:	11.52"	Electricity Use
C:	2.75"	64 w
D:	9.50"	Airflow Efficiency
E:	6.50"	59 cfm/w
F:	—	

42" LOW PROFILE® IV **NEW**
Family Code H126 42P0

- WhisperWind® Motor
- Low profile design for low ceilings
- Dust Armor™ blade coating repels dust build-up
- Limited lifetime warranty



51059
42" White with five White blades



51060
42" Antique Pewter with five
Dark Walnut/Chestnut blades



51061
42" New Bronze with five
Weathered Oak/Wine Country blades



51062
42" Antique Brass with five
Dark Walnut/English
Cherry blades



Dimensions		Airflow
A:	8.80"	3,790 cfm
B:	7.53"	Electricity Use
C:	—	64 w
D:	11.50"	Airflow Efficiency
E:	—	59 cfm/w
F:	—	

52" LOW PROFILE® III

Family Code H059 52P0 (models 53069-53071)

- WhisperWind® Motor
- Low profile design for low ceilings
- Dust Armor™ blade coating repels dust build-up (models 53069-53071 only)
- Limited lifetime warranty



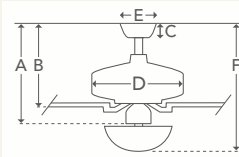
20807/53071
52" Antique Pewter with five Walnut/Light Cherry blades



20806/53070
52" Hunter Bright Brass Finish® with five Walnut/Medium Oak blades



20803/53069
52" White with five White blades




20803, 20806, 53069-53071
20807

Dimensions		Dimensions	
A:	9.38"	A:	9.31"
B:	7.41"	B:	7.96"
C:	—	C:	—
D:	12.50"	D:	12.50"
E:	—	E:	—
F:	—	F:	—

52" LOW PROFILE® III PLUS

Family Code H060 52P1

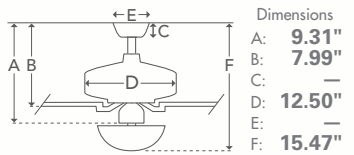
- WhisperWind® Motor
- 14-watt globe light fixture
- Uses one 14w CFL bulb (included)
- Can be installed without light kit
- Low profile design for low ceilings
- Dust Armor™ blade coating repels dust build-up
- Limited lifetime warranty



53075
52" White with five White blades



53074
52" Antique Pewter with five Walnut/Light Cherry blades



Dimensions	
A:	9.31"
B:	7.99"
C:	—
D:	12.50"
E:	—
F:	15.47"

REINERT **NEW**

Family Code H155 52P3

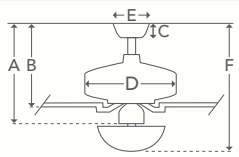
- WhisperWind® Motor
- 180-watt three-light fixture
- Uses three 60w candelabra bulbs (included)
- Can be installed without light kit
- Low profile design for low ceilings
- Dust Armor™ blade coating repels dust build-up
- Limited lifetime warranty



53011
52" Snow White with five Snow White blades



53012
52" Premier Bronze with five Brazilian Cherry/Dark Walnut blades



Dimensions	
A:	9.30"
B:	7.95"
C:	—
D:	12.00"
E:	—
F:	15.01"

CONROY **NEW**

Family Code H156 42P2

- WhisperWind® Motor
- Integrated 120-watt bowl light fixture
- Uses two 60w candelabra bulbs (included)
- Can be installed without light kit
- Low profile design for low ceilings
- Dust Armor™ blade coating repels dust build-up
- Limited lifetime warranty



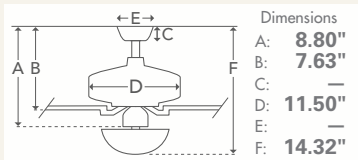
51022
42" Snow White with five
Snow White blades



51023
42" Onyx Bengal with five
Burnished Mahogany blades



51024
42" Antique Pewter with five
Rosewood/Dark Maple blades



HATHERTON **NEW**

Family Code H158 46P3

- WhisperWind® Motor
- 180-watt three-light fixture
- Uses three 60w candelabra bulbs (included)
- Can be installed without light kit
- Low profile design for low ceilings
- Dust Armor™ blade coating repels dust build-up
- Limited lifetime warranty



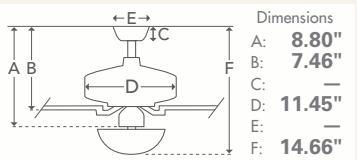
52085
46" Antique Brass with five
Black Oak/Dark Walnut blades



52086
46" New Bronze with five Roasted
Walnut/Yellow Walnut blades



52087
46" Snow White with five
Snow White blades



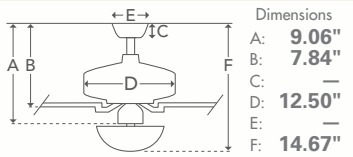
ASHMONT **NEW**

Family Code H159 52P2

- WhisperWind® Motor
- Integrated 180-watt bowl light fixture
- Uses three 60w candelabra bulbs (included)
- Low profile design for low ceilings
- Dust Armor™ blade coating repels dust build-up
- Limited lifetime warranty



53253
52" Onyx Bengal with five
Dark Walnut/Cherry blades



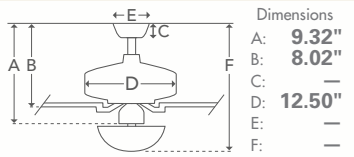
SEA WIND®

Family Code H069 48P0

- WhisperWind® Motor
- Low profile design for low ceilings
- ETL Damp Listed for use in covered porches, patios and sunrooms
- Dust Armor™ blade coating repels dust build-up
- Limited lifetime warranty




53119
48" White with five
White Plastic blades



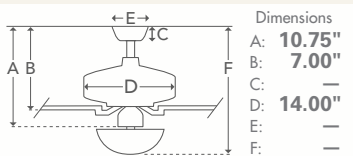
FANTASY FLYER®

Family Code H092 48P0 (model 59031)

- WhisperWind® Motor
- Low profile design for low ceilings
- Dust Armor™ blade coating repels dust build-up (model 59031 only)
- Authentic replica of F4U Corsair
- Engine cowling housing design
- Airplane ceiling appliqué
- Limited lifetime warranty




24852/59031
48" Blue with three
Grey blades



BAYVIEW™

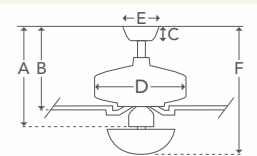
Family Code H130 54P0 (models 54097-54098)

- WhisperWind® Motor
- Installer's Choice® Three-Position Mounting System
- ETL Damp Listed for use in covered porches, patios and sunrooms
- Dust Armor™ blade coating repels dust build-up (models 54097 and 54098 only)
- Limited lifetime warranty



23980/54098
54" Provençal Gold with five
Antique Dark Wicker/Antique
Dark Palm Leaf Plastic blades

23979/54097
54" White with five White Wicker/
White Palm Leaf Plastic blades



23979, 23980				54097, 54098			
Dimensions		Airflow		Dimensions		Airflow	
A:	13.35"	5,803 cfm		A:	12.29"	5,803 cfm	
B:	12.20"	Electricity Use		B:	11.47"	Electricity Use	
C:	2.76"	74 w		C:	2.75"	74 w	
D:	9.50"	Airflow Efficiency		D:	9.50"	Airflow Efficiency	
E:	6.70"	78 cfm/w		E:	6.50"	78 cfm/w	
F:	—			F:	—		

SEA AIR

Family Code H056 52P0 (models 53053-53055)

- WhisperWind® Motor
- Installer's Choice® Three-Position Mounting System
- Dust Armor™ blade coating repels dust build-up (models 53053-53055 only)
- ETL Wet Listed for use in covered and uncovered applications
- Tarnish resistant finish and hardware
- Limited lifetime warranty



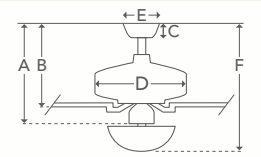
23562/53053
52" Weathered Brick with five
Oak Plastic blades



23566/53054
52" White with five
White Plastic blades



23568/53055
52" Weathered Bronze with five
Medium Oak Plastic blades



23562, 23566, 23568

Dimensions	Airflow
A: 12.40"	5,498 cfm
B: 9.40"	Electricity Use
C: 2.10"	58 w
D: 12.90"	Airflow Efficiency
E: 6.20"	95 cfm/w
F: —	

53053-53055

Not available
at time of print

Dimensions	Airflow
A: 12.55"	N/A cfm
B: 11.15"	Electricity Use
C: 2.75"	N/A w
D: 12.94"	Airflow Efficiency
E: 6.50"	N/A cfm/w
F: —	

MATHESTON

NEW

Family Code H162 52P2

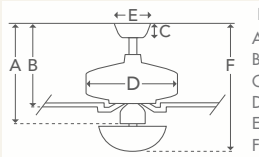
- WhisperWind® Motor
- Installer's Choice® Three-Position Mounting System
- Integrated 28-watt bowl light fixture
- Uses two 14w CFL bulbs (included)
- Can be installed without light kit
- Dust Armor™ blade coating repels dust build-up
- ETL Damp Listed for use in covered porches, patios and sunrooms
- Limited lifetime warranty



54091
52" Cottage White with five
Grey Pine blades



54092
52" Onyx Bengal with five
Burnished Alder/Alder blades




Dimensions	Airflow
A: 13.02"	6,201 cfm
B: 12.15"	Electricity Use
C: 2.75"	79 w
D: 11.74"	Airflow Efficiency
E: 6.50"	79 cfm/w
F: 18.69"	

BEACHCOMBER®

NEW

Family Code H070 52P2

- WhisperWind® Motor
- Installer's Choice® Three-Position Mounting System
- Uses two 60w candelabra bulbs (included)
- Can be installed without light kit
- Dust Armor™ blade coating repels dust build-up
- ETL Damp Listed for use in covered porches, patios and sunroom
- Limited lifetime warranty



53122
52" White with five
White Beadboard/White Plastic blades



Dimensions		Airflow
A:	12.03"	5,226 cfm
B:	10.62"	Electricity Use 65 w
C:	2.75"	
D:	11.06"	Airflow Efficiency 80 cfm/w
E:	6.50"	
F:	18.00"	

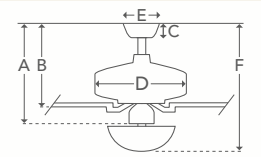
THE MARINER™

Family Code H119 52P0 (model 59126)

- WhisperWind® Motor
- Two-position mounting (model 21958 only)
- Installer's Choice® Three-Position Mounting System (model 59126 only)
- Dust Armor™ blade coating repels dust build-up (model 59126 only)
- ETL Wet Listed for use in covered and uncovered applications
- Limited lifetime warranty



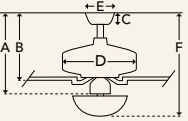
21958/59126
52" New Bronze with five
Medium Oak Plastic blades



21958		59126		Not available at time of print	
Dimensions		Airflow		Airflow	
A:	13.03"	5,716 cfm		A:	12.80"
B:	11.40"	Electricity Use 63 w	Airflow Efficiency 91 cfm/w	B:	11.53"
C:	3.20"			C:	2.75"
D:	12.65"	Electricity Use 63 w	Airflow Efficiency 91 cfm/w	D:	12.65"
E:	7.17"			E:	6.50"
F:	—			F:	—

HUNTER SPECIFICATIONS

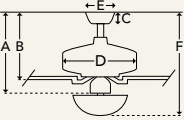
	GREAT ROOM						LARGE ROOM						
	Markley 53253	Riozi 23289	Royal Oak, The 54017, 54018	Stockbridge 23983	Valerian 54061, 54062	Westover 21894	1912 Mission 21978	Astoria, The 53057, 53058, 53059	Avaline 53134	Banyon 53173, 53176, 53177	Brookline, The 22390, 22433, 22451, 22453, 22455	Caribbean Breeze 54094, 54095	Conway 53051, 53052
SIZE	56	56	60	70	60	52	54	52	52	52	52	54	52
BLADES	5	5	5	5	5	5	5	5	5	5	5	5	5
°PITCH	13	12	13	12	13	13	14.5	13	13	13	13	13	13
INCLUDES LIGHT	Yes	Yes	No	Yes	Yes	Yes	Yes	Yes	Yes	Yes	Yes	Yes	Yes
INCLUDES REMOTE	No	No	Yes	No	No	Yes	No	No	No	No	No	No	No
DUST ARMOR	Yes	No	Yes	No	Yes	Yes	No	Yes	Yes	Yes	No	Yes	Yes
CFM (HIGH)	5523	5734	6855	8766	7185	5005	6379	5013	4881	5160	4905	5559	5159
CFM (MED)	3548	3453	4289	5081	4291	3030	3837	3235	2990	3181	2765	3195	3276
CFM (LOW)	2144	1892	2552	2207	2644	1440	1803	1993	1856	1953	1393	1602	2049
RPM (HIGH)	N/A	122	145	106	142	142	180	159	147	159	168	161	159
RPM (MED)	N/A	77	83	62	78	92	110	100	86	92	98	90	95
RPM (LOW)	N/A	42	44	33	41	50	50	56	50	51	55	47	54
WATTS	66	65	78	83	82	66	74	65	65	68	63	76	67
AMPS	0.54	0.54	0.71	0.70	0.67	0.52	0.64	0.52	0.53	0.56	0.67	0.65	0.54
A	13.02	—	12.78	12.70	12.78	—	—	12.02	12.77	13.02	14.00	13.03	12.52
B	11.81	10.25	11.41	11.10	11.47	13.00	11.06	10.62	11.54	11.83	11.70	12.20	11.26
C	2.75	3.07	2.75	3.30	2.75	3.10	2.60	2.75	2.75	2.75	2.80	2.75	2.75
D	13.49	8.80	14.09	12.30	12.59	13.50	12.64	11.06	12.30	11.06	12.25	8.40	10.61
E	6.50	7.61	6.50	7.20	6.50	7.60	6.22	6.50	6.50	6.50	6.75	6.50	6.50
F	18.48	18.75	—	18.50	18.20	22.20	17.23	17.99	18.93	18.30	19.75	19.04	18.22



	LARGE ROOM												
	Corland 22710, 22720	Domino 59010	Fire Minute Fan 53085, 53086	Italian Countryside 53200	Kensington, The 53047, 53048	Kingsbury 23057	Markham 54108, 54109, 54110, 54111	Polemo 21627, 21628	Savoy, The 20510, 20511, 20516, 20517	Shylene 52023	Sonic 59072, 59073	Sonora, The 21433, 21434, 21435	Sonora, The 53114, 53115, 53116, 53117
SIZE	54	52	52	52	52	52	52	52	52	52	52	52	52
BLADES	5	5	5	5	5	5	5	5	5	5	4	5	5
°PITCH	12	13	13	13	13	15	13	15	12	13	13	13	13
INCLUDES LIGHT	Yes	Yes	Yes	Yes	Yes	No	No	Yes	No	Yes	Yes	Yes	Yes
INCLUDES REMOTE	No	No	No	No	No	No	No	Yes	No	No	Yes	No	Yes
DUST ARMOR	No	Yes	Yes	Yes	Yes	Yes	Yes	No	No	Yes	Yes	No	Yes
CFM (HIGH)	5934	N/A	5010	5094	4748	4164	N/A	6707	5348	N/A	5892	5680	5040
CFM (MED)	3168	N/A	3067	3411	3155	2581	N/A	3690	3412	N/A	3560	3351	1926
CFM (LOW)	1591	N/A	1842	2085	1719	1443	N/A	1719	1760	N/A	1943	1356	8063
RPM (HIGH)	208	N/A	160	155	165	148	N/A	187	189	N/A	239	185	152
RPM (MED)	121	N/A	93	98	100	87	N/A	122	121	N/A	134	110	91
RPM (LOW)	60	N/A	51	56	55	48	N/A	40	59	N/A	64	50	51
WATTS	80	N/A	67	63	68	72	N/A	87	71	N/A	77	77	64
AMPS	0.67	N/A	0.54	0.51	0.55	0.59	N/A	0.71	0.59	N/A	0.63	0.67	0.52
A	13.00	N/A	12.27	13.02	12.52	13.93	13.03	—	12.50	13.02	N/A	12.63	12.02
B	11.90	10.61	11.04	12.22	11.29	11.35	11.69	10.80	11.50	11.65	10.15	11.70	10.61
C	3.60	2.75	2.75	2.75	2.75	2.68	2.75	2.83	2.50	2.75	2.75	2.72	2.75
D	12.10	8.39	11.06	13.99	10.75	11.06	11.06	12.50	11.88	8.15	10.67	11.06	11.06
E	7.54	6.50	6.50	6.50	6.50	6.69	6.50	7.20	6.75	6.50	6.50	6.69	6.50
F	22.50	16.35	18.16	18.98	18.38	—	N/A	14.60	—	17.82	14.54	18.78	17.80

HUNTER SPECIFICATIONS

	LARGE ROOM			SMALL ROOM & OFFICE							LOW CEILING				
	Studio Series 53042, 53043, 53044, 53065, 53066, 53067	Venezia 53029	Beacon Hill, The 53078, 53079, 53080, 53081, 53082	Beacon Hill, The 20430, 20434	Caraway 52080, 52081, 52082	Hudson 28328, 28330, 28331	Kensington, The 51014, 51015	Newstead 28703	Payton 28872	Watson 52089, 52090	Asimont 53253	Conroy 51022, 51023, 51024	42" Low Profile IV 51035-51032	52" Low Profile II 20803, 20806, 20807	52" Low Profile III 53069, 53070, 53071
SIZE	52	52	42	42	44	42	42	46	48	34	52	42	42	52	52
BLADES	5	5	5	5	5	5	5	5	5	5	5	5	5	5	5
°PITCH	13	13	13	13	13	13	13	12	12	13	13	13	13	12	13
INCLUDES LIGHT	Yes	Yes	Yes	Yes	Yes	No	Yes	Yes	Yes	Yes	Yes	Yes	No	No	No
INCLUDES REMOTE	No	No	No	No	No	No	No	No	No	No	No	No	No	No	No
DUST ARMOR	Yes	Yes	Yes	No	Yes	Yes	Yes	Yes	No	Yes	Yes	Yes	Yes	No	Yes
CFM (HIGH)	4740	4769	4461	4013	4085	3790	3302	3932	4778	3516	3764	2825	2902	5000	2852
CFM (MED)	2985	2986	3016	2803	2083	1910	1743	2287	2998	1590	2134	1433	1453	2900	2612
CFM (LOW)	1766	1747	1752	1620	1418	1210	1183	1490	1632	1013	1390	936	889	1500	1567
RPM (HIGH)	145	140	240	237	217	218	190	196	216	331	175	175	N/A	170	137
RPM (MED)	90	82	152	161	102	106	96	115	154	170	103	86	N/A	107	83
RPM (LOW)	50	43	85	90	59	65	62	74	88	102	62	54	N/A	60	47
WATTS	65	66	63	63	64	64	58	47	66	60	57	56	N/A	66	63
AMPS	N/A	0.53	0.50	0.51	0.52	0.52	0.47	0.47	0.54	0.49	0.54	0.45	N/A	0.56	0.53
A	12.27	13.03	12.52	12.50	12.77	12.66	12.00	—	—	12.76	9.06	8.80	8.80	9.38	9.31
B	10.96	11.28	11.17	11.50	11.41	11.52	10.77	11.72	9.59	11.80	7.84	7.63	7.53	7.41	7.96
C	2.75	2.75	2.75	2.50	2.75	2.75	2.75	2.60	2.72	2.75	—	—	—	—	—
D	11.69	12.16	9.50	9.50	9.50	9.50	9.82	9.50	8.80	9.50	12.50	11.50	11.50	12.50	12.50
E	6.50	6.50	6.50	6.75	6.49	6.50	6.49	6.69	6.69	6.50	—	—	—	—	—
F	18.00	19.27	18.31	18.00	18.74	—	1792	21.04	16.43	18.23	14.67	14.32	—	—	—



	LOW CEILING					OUTDOOR LIVING									
	52" Low Profile III Plus 53074, 53075	Fantasy Flyer 24852	Fantasy Flyer 59031	Hallerton 52083, 52086, 52087	Reinert 53011, 53012	Bayview 23970, 23980	Bayview 54097, 54098	Beachcomber 53122	Mariner, The 21938	Mariner, The 59126	Marlleston 54091, 54092	Sea Air 23562, 23566, 23568	Sea Air 53033, 53034, 53035	Sea Wind 53119	
SIZE	52	48	48	46	52	54	54	52	52	52	52	52	52	48	
BLADES	5	3	3	5	5	5	5	5	5	5	5	5	5	5	
°PITCH	13	15	15	13	13	12	13	13	12	12	13	12	13	13	
INCLUDES LIGHT	Yes	No	No	Yes	Yes	No	No	Yes	No	No	Yes	No	No	No	
INCLUDES REMOTE	No	No	No	No	No	No	No	No	No	No	No	No	No	No	
DUST ARMOR	Yes	No	Yes	Yes	Yes	No	Yes	Yes	No	No	Yes	No	Yes	Yes	
CFM (HIGH)	2852	3000	N/A	3422	4193	5803	5803	5226	5716	5716	6201	5498	N/A	4072	
CFM (MED)	2612	1500	N/A	1897	2566	3422	3422	3314	3632	3632	3710	3466	N/A	2631	
CFM (LOW)	1567	1000	N/A	1188	1657	2092	2092	2103	1848	1848	2185	1925	N/A	1593	
RPM (HIGH)	137	210	N/A	167	138	198	198	161	195	195	196	195	N/A	170	
RPM (MED)	83	150	N/A	75	86	92	92	98	125	125	110	125	N/A	107	
RPM (LOW)	47	90	N/A	47	49	53	53	58	75	75	59	75	N/A	64	
WATTS	65	52	N/A	53	67	74	74	65	63	63	79	58	N/A	64	
AMPS	0.53	0.44	N/A	0.52	0.52	0.62	0.62	0.53	0.56	0.56	0.64	0.56	N/A	0.52	
A	9.31	10.75	N/A	8.80	9.30	13.35	12.29	12.03	13.03	13.03	13.02	12.40	12.55	9.32	
B	7.99	7.00	N/A	7.46	7.95	12.20	11.47	10.62	11.40	11.40	12.15	9.40	11.15	8.02	
C	—	—	N/A	—	—	2.76	2.75	2.75	3.20	3.20	2.75	2.10	2.75	—	
D	12.50	14.00	N/A	11.45	12.00	9.50	9.50	11.06	12.65	12.65	11.74	12.90	12.94	12.50	
E	—	—	N/A	—	—	6.70	6.50	6.50	7.17	7.17	6.50	6.20	6.50	—	
F	15.47	—	N/A	14.66	15.01	—	—	18.00	—	—	18.69	—	—	—	



Builder Elite

CUSTOM BUILDER

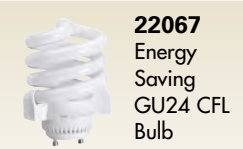
VISIONS BROUGHT TO LIFE.

The Custom Builder collection was created to empower professionals. Add creative flair and quality craftsmanship to your masterpiece while staying on budget.

PRO'S BEST®

Family Code H053 52P2

- WhisperWind® Motor
- Installer's Choice® Three-Position Mounting System
- 13° blade pitch
- 90% pre-assembled for easy installation
- Easy Lock® Blades
- Uses two 13w non-dimmable GU24 CFL bulbs (included)
- Can be installed without light kit
- Dust Armor™ blade coating repels dust build-up
- Limited lifetime warranty



22067
Energy
Saving
GU24 CFL
Bulb



53250
52" New Bronze with five
Dark Cherry/Medium Oak blades
and Swirled Marble glass bowl



53249
52" Brushed Nickel with five
Chestnut/Blackened Rosewood
blades and Swirled Marble glass bowl



53251
52" White with five
White/Beech blades
and Swirled Marble glass bowl



1. Fan comes 90% pre-assembled



2. Attach to bracket and connect wires

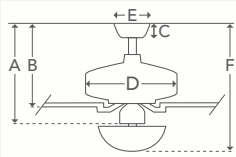


3. Attach blades



4. Attach bowl

The Five Minute Fan® ceiling fan can be installed by most users in five minutes or less. Five minute time interval does not include installation of mounting plate.



Dimensions	
A:	12.27"
B:	11.04"
C:	2.75"
D:	11.69"
E:	6.50"
F:	18.66"

Fan Speed	Airflow	Electricity Use	Airflow Efficiency
Low	1,499 cfm	10 w	156 cfm/w
Medium	3,027 cfm	26 w	109 cfm/w
High	5,232 cfm	67 w	76 cfm/w

BRIDGEPORT™

Family Code H071 52P0


- WhisperWind® Motor
- Installer's Choice® Three-Position Mounting System
- 13° blade pitch
- ETL Damp Listed for use in covered porches, patios and sunrooms
- Dust Armor™ blade coating repels dust build-up
- Limited lifetime warranty



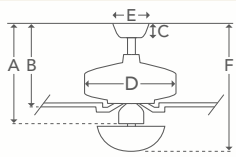
53127
52" Textured Black with five
Oak weatherproof plastic blades



53126
52" New Bronze with five
Oak weatherproof
plastic blades



53125
52" White with five
White weatherproof
plastic blades



Dimensions	
A:	12.27"
B:	10.99"
C:	2.75"
D:	11.69"
E:	6.50"
F:	—

Fan Speed	Airflow	Electricity Use	Airflow Efficiency
Low	2,254 cfm	10 w	232 cfm/w
Medium	3,516 cfm	26 w	136 cfm/w
High	5,671 cfm	66 w	86 cfm/w

BUILDER DELUXE

Family Code H063 52P2

- WhisperWind® Motor
- Installer's Choice® Three-Position Mounting System
- 13° blade pitch
- Uses two 60w candelabra bulbs (included)
- Can be installed without light kit
- Dust Armor™ blade coating repels dust build-up
- Limited lifetime warranty



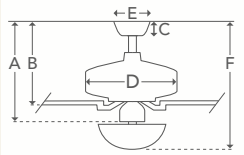
53091
52" New Bronze with five
Brazilian Cherry/Stained Oak
blades and Toffee glass



53089
52" White with five
White/Beech blades and
Snowflake Linen glass



53090
52" Brushed Nickel with five
Stained Oak/Brazilian Cherry
blades and Cased White glass



Dimensions				
A:	12.27"			
B:	10.92"			
C:	2.75"			
D:	10.90"			
E:	6.50"			
F:	17.77"			
Performance				
Fan Speed	Airflow	Electricity Use	Airflow Efficiency	
Low	1,992 cfm	10 w	197 cfm/w	
Medium	3,220 cfm	26 w	122 cfm/w	
High	5,110 cfm	64 w	80 cfm/w	

SOUTHERN BREEZE®

Family Code H004 42P3

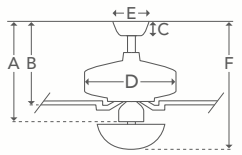
- WhisperWind® Motor
- Installer's Choice® Three-Position Mounting System
- 10.4° blade pitch
- Uses three 60w candelabra bulbs (included)
- Can be installed without light kit
- Dust Armor™ blade coating repels dust build-up
- Limited lifetime warranty



51011
42" Brushed Nickel with
five Cherry/Maple blades
and Frosted glass



51010
42" White with five
White/Bleached Oak blades
and Frosted glass



Dimensions				
A:	12.02"			
B:	10.77"			
C:	2.75"			
D:	9.82"			
E:	6.49"			
F:	17.77"			
Performance				
Fan Speed	Airflow	Electricity Use	Airflow Efficiency	
Low	1,110 cfm	8 w	146 cfm/w	
Medium	1,692 cfm	16 w	108 cfm/w	
High	3,369 cfm	57 w	59 cfm/w	

BUILDER ELITE NEW

Family Code H134 52P0

- WhisperWind® Motor
- Installer's Choice® Three-Position Mounting System
- 13° blade pitch
- Dust Armor™ blade coating repels dust build-up
- Limited lifetime warranty



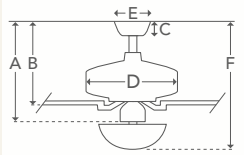
53240
52" Snow White with five
Snow White blades



53241
52" Brushed Nickel with five
Brazilian Cherry/Harvest
Mahogany blades



53242
52" New Bronze with five
Harvest Mahogany/Brazilian
Cherry blades



Dimensions				
A:	12.27"			
B:	10.92"			
C:	2.75"			
D:	10.90"			
E:	6.50"			
F:	—			
Performance				
Fan Speed	Airflow	Electricity Use	Airflow Efficiency	
Low	1,930 cfm	10 w	186	cfm/w
Medium	3,252 cfm	27 w	121	cfm/w
High	5,049 cfm	66 w	77	cfm/w

BUILDER PLUS NEW

Family Code H133 52P3

- WhisperWind® Motor
- 13° blade pitch
- Installer's Choice® Three-Position Mounting System
- Uses three 60w candelabra bulbs (included)
- Can be installed without light kit
- Dust Armor™ blade coating repels dust build-up
- Limited lifetime warranty



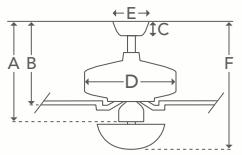
53237
52" Brushed Nickel with five
Brazilian Cherry/Harvest
Mahogany blades and
Swirled Marble glass



53236
52" Snow White with five
Snow White blades and
Swirled Marble glass



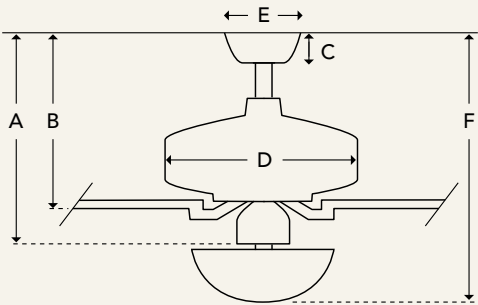
53238
52" New Bronze with five
Harvest Mahogany/Brazilian
Cherry blades and
Swirled Marble glass



Dimensions				
A:	12.27"			
B:	10.92"			
C:	2.75"			
D:	10.90"			
E:	6.50"			
F:	18.06"			
Performance				
Fan Speed	Airflow	Electricity Use	Airflow Efficiency	
Low	1,930 cfm	10 w	186	cfm/w
Medium	3,252 cfm	27 w	121	cfm/w
High	5,049 cfm	66 w	77	cfm/w

CUSTOM BUILDER SPECIFICATIONS

	Bridgeport 53125, 53126, 53127	Builder Deluxe 53089, 53090, 53091	Builder Elite 53240, 53241, 53242	Builder Plus 53236, 53237, 53238	Pro's Best 53249, 53250, 53251	Southern Breeze 51010, 51011
SIZE	52	52	52	52	52	42
BLADES	5	5	5	5	5	5
°PITCH	13	13	13	13	13	10.4
INCLUDES LIGHT	No	Yes	No	Yes	Yes	Yes
INCLUDES REMOTE	No	No	No	No	No	No
DUST ARMOR	Yes	Yes	Yes	Yes	Yes	Yes
CFM (HIGH)	5671	5110	5049	5049	5232	3369
CFM (MED)	3516	3220	3252	3252	3027	1692
CFM (LOW)	2254	1992	1930	1930	1499	1110
RPM (HIGH)	173	159	155	155	176	190
RPM (MED)	105	101	97	97	103	96
RPM (LOW)	58	58	54	54	55	62
WATTS	66	64	66	66	67	57
AMPS	0.53	0.52	0.52	0.52	0.54	0.47
A	12.27	12.27	12.27	12.27	12.27	12.02
B	10.99	10.92	10.92	10.92	11.04	10.77
C	2.75	2.75	2.75	2.75	2.75	2.75
D	11.69	10.90	10.90	10.90	11.69	9.82
E	6.50	6.50	6.50	6.50	6.50	6.49
F	—	17.77	—	18.06	18.66	17.77



PRESTIGE

WHEN EXCEPTIONAL DOESN'T QUITE CUT IT.

We've taken Hunter® to the next level. Prestige offers our finest collection of fans—satisfying the demands of those who want the very best.

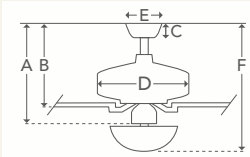
28790/55046
64" Cocoa with five Dark Walnut/
Black Walnut veneer blades



HEADLEY

Family Code P010 64P0 (model 55046)
Kick back to casual with the Headley. Its 64-inch blade span makes it a comfortable addition to great rooms and game rooms—virtually any room where relaxation is the rule.

- WhisperWind® Motor
- Two-position mounting (model 28790 only)
- Installer’s Choice® Three-Position Mounting System (model 55046 only)
- Dust Armor™ blade coating repels dust build-up
- Limited lifetime warranty
- 2" downrod included (model 55046 only)
- 6" downrod included
- For use on nine foot or higher ceilings (model 28790 only)



28790		55046	
Dimensions	Airflow	Dimensions	Airflow
A: 19.16"	7,540 cfm	A: 14.68"	7,540 cfm
B: 15.67"	Electricity Use	B: 11.56"	Electricity Use
C: 3.07"	86 w	C: 2.75"	86 w
D: 13.05"	Airflow Efficiency	D: 13.05"	Airflow Efficiency
E: 7.67"	88 cfm/w	E: 6.50"	88 cfm/w
F: —		F: —	

28789
64" Provence Crackle with five
Mahogany/Dark Walnut veneer blades



TORRENCE

A timeless classic that doesn’t follow the trends, the Torrence is a model of enduring style with its Provence Crackle finish and rich Amber glass. This performer sets a new standard for air movement in fans of its size.

- WhisperWind® Motor
- Two-position mounting
- Integrated 42-watt three-light fixture
- Uses three 14w CFL bulbs (included)
- Dust Armor™ blade coating repels dust build-up
- Limited lifetime warranty
- 6" downrod included
- Remote control included
- For use on nine foot or higher ceilings

Please note model 28789 will transition to new model number 55045.



Dimensions	Airflow
A: —	7,429 cfm
B: 16.07"	Electricity Use
C: 3.07"	84 w
D: 14.14"	Airflow Efficiency
E: 7.61"	88 cfm/w
F: 24.58"	

54014
54" Brushed Cocoa with five
Burnished Alder carved wood blades

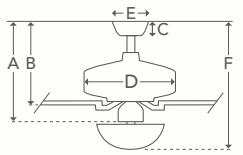


CLAYMORE **NEW**
Family Code P001 54P2

Ornate yet simple, this traditional style caters to a wide range of tastes. Carved wood blades and decorative trim on the motor housing and glass bowl contribute to its sophisticated design.

- WhisperWind® Motor
- Installer's Choice® Three-Position Mounting System
- Integrated 180-watt bowl light fixture
- Uses three 60w candelabra bulbs (included)
- Dust Armor™ blade coating repels dust build-up
- Limited lifetime warranty
- 3" downrod included



CAN BE INSTALLED WITHOUT LIGHT KIT	
	
Dimensions	Airflow
A: 13.03"	5,727 cfm
B: 11.18"	Electricity Use
C: 2.75"	81 w
D: 12.16"	Airflow Efficiency
E: 6.50"	70 cfm/w
F: 19.27"	



54015
54" Tuscan Gold with five
Roasted Cherry carved wood blades

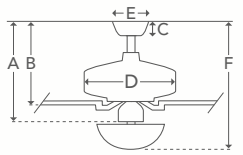


CROWN PARK **NEW**
Family Code P002 54P3

With large, decoratively carved wood blades, the Crown Park demands attention. This simple, yet elegant design features an intricate three-light fixture with beading detail and attractive motor housing with matching blade irons.

- WhisperWind® Motor
- Installer's Choice® Three-Position Mounting System
- Integrated 180-watt three-light fixture
- Uses three 60w candelabra bulbs (included)
- Dust Armor™ blade coating repels dust build-up
- Limited lifetime warranty
- 3" downrod included



CAN BE INSTALLED WITHOUT LIGHT KIT	
	
Dimensions	Airflow
A: 13.03"	5,860 cfm
B: 12.14"	Electricity Use
C: 2.75"	78 w
D: 13.50"	Airflow Efficiency
E: 6.50"	75 cfm/w
F: 20.65"	



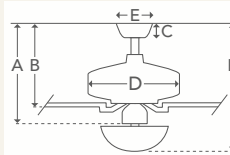
59039
54" Brushed Nickel with five
Burnished Walnut/Burnished Mahogany veneer blades



WINDEMERE **NEW**
Family Code P015 54D1

Leave the past in the past with this ultra-sleek, contemporary design. Features burnished blades and the latest in remote control technology.

- WhisperWind® Motor
- Two-position mounting
- Integrated 80-watt light fixture
- Uses two 40w candelabra bulbs (included)
- Dust Armor™ blade coating repels dust build-up
- Limited lifetime warranty
- Remote control included
- 3" and 6" downrods included



Dimensions		Airflow
A:	—	6,434 cfm
B:	9.39"	Electricity Use 86 w
C:	2.75"	
D:	8.65"	Airflow Efficiency 76 cfm/w
E:	6.50"	
F:	12.62"	

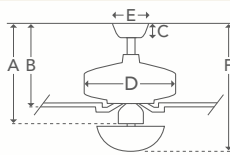
54140
54" Roman Sienna with five
Burnished Cherry carved wood blades



KINGSBRIDGE **NEW**
Family Code P014 54P2

Burnished carved wood blades, casual finishes and timeless design make this traditionally styled fan a perfect complementary piece to the most sophisticated interior design.

- WhisperWind® Motor
- Installer's Choice® Three-Position Mounting System
- Integrated 180-watt bowl light fixture
- Uses three 60w candelabra bulbs (included)
- Dust Armor™ blade coating repels dust build-up
- Limited lifetime warranty
- 3" downrod included



Dimensions		Airflow
A:	13.03"	5,407 cfm
B:	11.82"	Electricity Use 78 w
C:	2.75"	
D:	12.01"	Airflow Efficiency 70 cfm/w
E:	6.50"	
F:	18.59"	



54074
54" Antique Pewter with five
Blackened Pecan carved wood blades



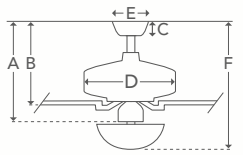
TEAGUE

Family Code P007 54P2

Relaxed yet refined, the Teague will add simple elegance to any room in your home. A modest style made stunning with Blackened Pecan carved wood blades and Antique Pewter finish.

- WhisperWind® Motor
- Installer's Choice® Three-Position Mounting System
- Integrated 28-watt bowl light fixture
- Uses two 14w CFL bulbs (included)
- Dust Armor™ blade coating repels dust build-up
- Limited lifetime warranty
- 3" downrod included



CAN BE INSTALLED WITHOUT LIGHT KIT	
	
Dimensions	Airflow
A: 13.03"	6,064 cfm
B: 12.14"	Electricity Use
C: 2.75"	83 w
D: 13.50"	Airflow Efficiency
E: 6.50"	73 cfm/w
F: 18.25"	



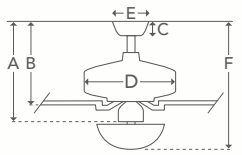
28792
52" Bronze Patina with five
Burnished Caramel carved wood blades



WHITTEN

Craftsman style meets modern functionality in this beautifully designed model. Made to look handcrafted with ornate, carved wood blades and light stain. Bronze patina finish adds that perfect touch.

- WhisperWind® Motor
- Installer's Choice® Three-Position Mounting System
- Integrated 180-watt three-light fixture
- Uses three 60w candelabra bulbs (included)
- Dust Armor™ blade coating repels dust build-up
- Limited lifetime warranty
- 3" downrod included

CAN BE INSTALLED WITHOUT LIGHT KIT	
	
Dimensions	Airflow
A: 11.73"	5,675 cfm
B: 2.72"	Electricity Use
C: 2.72"	73 w
D: 11.55"	Airflow Efficiency
E: 6.69"	77 cfm/w
F: 20.67"	



Please note model 28792 will transition to new model number 54059.

59054
54" Brushed Nickel with three
Coffee Beech veneer blades

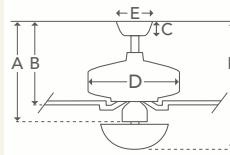


EURUS

Family Code P004 54D1

Named for the Greek god of the east wind, the Eurus makes a powerful statement in both form and function. A compelling contrast of clean lines and warm materials, this soft contemporary fan commands a presence in any room.

- WhisperWind® Motor
- Two-position mounting
- Integrated light fixture
- One 18w dimmable CFL bulb (included)
- Dust Armor™ blade coating repels dust build-up
- Remote control included
- Limited lifetime warranty
- 5" downrod included



Dimensions		Airflow
A:	—	6,418 cfm
B:	11.38"	Electricity Use 79 w
C:	2.75"	
D:	9.66"	Airflow Efficiency 81 cfm/w
E:	6.50"	
F:	17.28"	

28830/54070
52" Cocoa with five Burnished Alder
carved wood blades

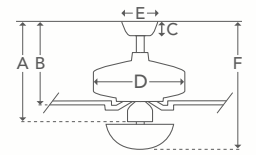


BINGHAM

Family Code P006 52P0 (model 54070)

The Bingham enjoys the distinction of hand-carved wood blades, an upscale feature usually reserved for the most expensive fans. As a 52" fan that enhances the appearance of any room, it is a welcome addition to our line.

- WhisperWind® Motor
- Installer's Choice® Three-Position Mounting System
- Dust Armor™ blade coating repels dust build-up
- Limited lifetime warranty
- 3" downrod included



28830		54070	
Dimensions		Dimensions	
A:	12.44"	A:	12.07"
B:	10.40"	B:	10.11"
C:	3.07"	C:	2.75"
D:	12.76"	D:	12.76"
E:	7.61"	E:	6.50"
F:	—	F:	—
Airflow		Airflow	
5,013 cfm		5,228 cfm	
Electricity Use		Electricity Use	
74 w		81 w	
Airflow Efficiency		Airflow Efficiency	
68 cfm/w		65 cfm/w	

28791
46" Antique Brass with five Antique Halifax/
Antique Halifax Distressed blades



BIXBY

Timeless and elegant, this gorgeous fan is perfect for bringing a dash of class to any room—even smaller ones. A simple, classic look brought to life with Antique Halifax blades and Antique Brass finish.

- WhisperWind® Motor
- Installer's Choice® Three-Position Mounting System
- Integrated 180-watt three-light fixture
- Uses three 60w candelabra bulbs (included)
- Dust Armor™ blade coating repels dust build-up
- Limited lifetime warranty
- 3" downrod included

Please note model 28791 will transition to new model number 53050.



Dimensions		Airflow
A:	—	4,557 cfm
B:	11.66"	Electricity Use
C:	2.72"	62 w
D:	11.55"	Airflow Efficiency
E:	6.69"	74 cfm/w
F:	18.61"	

52022
36" Brushed Nickel with five
Maple/Cool Grey blades



ORBIT®

Family Code P011 36P0

Pulling together the eclectic elements of a contemporary room can be frustrating. Armed with a dash of space-age whimsy, ORBit® makes it a breeze. With a blade span of only 36", ORBit® is small in size but big on performance.

- WhisperWind® Motor
- Installer's Choice® Three-Position Mounting System
- Dust Armor™ blade coating repels dust build-up
- Limited lifetime warranty
- 3" downrod included

*Energy information based on previous model number 28421.



Dimensions		Airflow*
A:	13.02"	3,822 cfm
B:	11.36"	Electricity Use*
C:	2.75"	50 w
D:	8.15"	Airflow Efficiency*
E:	6.50"	76 cfm/w
F:	—	

28419/54077
52" Egyptian Bronze with five
Cherry/Walnut veneer blades



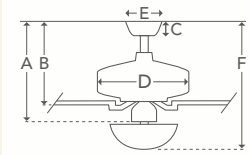
ST. MICHAELS®
Family Code P008 52P2 (model 54077)

The elegant classical leaf detail that graces the St. Michaels® motor housing and trim ring combines with the luxurious Amber Scavo glass light fixture to add the perfect finishing touches to a fan that's both stately and stylish.


- WhisperWind® Motor
- Low profile design
- Integrated 120-watt light fixture
- Uses two 60w candelabra bulbs (included)
- Dust Armor™ blade coating repels dust build-up
- Limited lifetime warranty



28419		54077	
Dimensions		Dimensions	
A:	9.28"	A:	9.07"
B:	8.57"	B:	8.31"
C:	—	C:	—
D:	12.49"	D:	12.49"
E:	—	E:	—
F:	15.10"	F:	14.17"
Airflow		Airflow	
3,322 cfm		3,438 cfm	
Electricity Use		Electricity Use	
72 w		76 w	
Airflow Efficiency		Airflow Efficiency	
46 cfm/w		45 cfm/w	



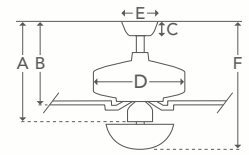
28803/54068
52" Distressed White with five
Distressed White Beadboard
weatherproof plastic blades



ORCHARD PARK
Family Code P013 52P0 (model 54068)

With its delightfully simple styling, the Orchard Park brings the airy feel of a secluded beach house to any room. Let this fan take you away from it all.

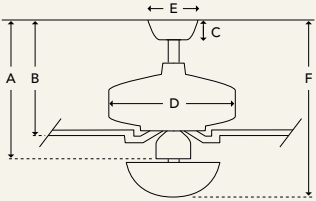
- WhisperWind® Motor
- Two-position mounting (model 28803 only)
- Installer's Choice® Three-Position Mounting System (model 54068 only)
- Dust Armor™ blade coating repels dust build-up
- Limited lifetime warranty
- 2½" downrod included (model 28803)
- 3" downrod included (model 54068)
- ETL Wet Listed for use in covered and uncovered applications



28803		54068	
Dimensions		Dimensions	
A:	13.32"	A:	13.05"
B:	12.00"	B:	12.22"
C:	2.36"	C:	2.75"
D:	11.00"	D:	11.00"
E:	6.41"	E:	6.50"
F:	—	F:	—
Airflow		Airflow	
5,448 cfm		6,113 cfm	
Electricity Use		Electricity Use	
65 w		75 w	
Airflow Efficiency		Airflow Efficiency	
84 cfm/w		82 cfm/w	

PRESTIGE SPECIFICATIONS

	Brighton 28830	Brighton 34070	Bixby 28791	Claymore 34014	Crown Park 34015	Eurus 39034	Headley 28770	Headley 33046	Kingsbridge 34140
SIZE	52	52	46	54	54	54	64	64	54
BLADES	5	5	5	5	5	3	5	5	5
°PITCH	12	13	12	13	13	17	12	13	13
INCLUDES LIGHT	No	No	Yes	Yes	Yes	Yes	No	No	Yes
INCLUDES REMOTE	No	No	No	No	No	Yes	No	No	No
DUST ARMOR	Yes	Yes	Yes	Yes	Yes	Yes	Yes	Yes	Yes
CFM (HIGH)	5013	5228	4557	5727	5860	6418	7540	7540	5407
CFM (MED)	3625	3249	2917	3318	3524	3960	4265	4265	3878
CFM (LOW)	1923	1750	1646	2092	2011	2396	2339	2339	2881
RPM (HIGH)	187	173	203	179	171	175	124	124	164
RPM (MED)	133	96	127	98	97	100	69	69	111
RPM (LOW)	65	48	69	52	51	58	35	35	80
WATTS	74	81	62	81	78	79	86	86	78
AMPS	0.61	0.65	0.50	0.66	0.63	0.65	0.73	0.73	0.63
A	12.44	12.07	—	13.03	13.03	—	19.16	14.68	13.03
B	10.40	10.11	11.66	11.18	12.14	11.38	15.67	11.56	11.82
C	3.07	2.75	2.72	2.75	2.75	2.75	3.07	2.75	2.75
D	12.76	12.76	11.55	12.16	13.50	9.66	13.05	13.05	12.01
E	7.61	6.50	6.69	6.50	6.50	6.50	7.67	6.50	6.50
F	—	—	18.61	19.27	20.65	17.28	—	—	18.59



	Orbit 33022	Orchard Park 28803	Orchard Park 34068	St. Michaels 28419	St. Michaels 34077	Teague 34074	Torrence 28789	Whitten 28792	Windemere 39039
SIZE	36	52	52	52	52	54	64	52	54
BLADES	5	5	5	5	5	5	5	5	5
°PITCH	18	12	13	14	13	13	12	12	13
INCLUDES LIGHT	No	No	No	Yes	Yes	Yes	Yes	Yes	Yes
INCLUDES REMOTE	No	No	No	No	No	No	Yes	No	Yes
DUST ARMOR	Yes	Yes	Yes	Yes	Yes	Yes	Yes	Yes	Yes
CFM (HIGH)	3822	5448	6113	3322	3438	6064	7429	5675	6434
CFM (MED)	2769	3612	3732	1787	2107	3549	4285	3870	3577
CFM (LOW)	1635	1848	2264	879	1238	1940	2122	2097	2127
RPM (HIGH)	251	206	196	205	190	169	136	208	188
RPM (MED)	182	138	113	117	106	96	77	133	98
RPM (LOW)	114	68	61	66	55	49	37	67	52
WATTS	50	65	75	72	76	83	84	73	86
AMPS	0.41	0.55	0.61	0.59	0.61	0.71	0.71	0.59	0.70
A	13.02	13.32	13.05	9.28	9.07	13.03	—	—	—
B	11.36	12.00	12.22	8.57	8.31	12.14	16.07	11.73	9.39
C	2.75	2.36	2.75	—	—	2.75	3.07	2.72	2.75
D	8.15	11.00	11.00	12.49	12.49	13.50	14.14	11.55	8.65
E	6.50	6.41	6.50	—	—	6.50	7.61	6.69	6.50
F	—	—	—	15.10	14.17	18.25	24.58	20.67	12.62

Amber Gradated bowl



ACCESSORIES

BEYOND FANS.

Once you’ve found the perfect fan, add the right touches with our assortment of finishes, fixtures and fan accessories. Each made with the same quality and innovation that go into every Hunter® collection.

LIGHT KITS

Include fitter, glass and finial (if applicable).



Three-Light Soft Contemporary Light Kit
28011 Brushed Nickel
28012 White
180w
Uses three 60w candelabra bulbs
10.5" w x 7" h
Looks great paired with the ORBit® fan. Compatible with all "2" and indoor "5" series ceiling fan models.
Will be discontinued in 2014.



Energy Efficient Low Profile with Frosted Glass
27218 White
22w
Uses one 22w circline bulb (included)
10" w x 4.25" h



10" Low Profile with Frosted Rosette Glass
28306 White
26w
Uses two 13w CFL bulbs (included)
10" w x 4.25" h
Will be discontinued in 2014.



NEW

Low Profile Candelabra Kit with White Cased Glass
99153 White
99154 New Bronze
99155 Brushed Nickel
120w
Uses two 60w candelabra bulbs (included)
10.80" w x 4.05" h
Compatible with "5" series ceiling fan models.



NEW

Energy Efficient Low Profile Kit
99148 Antique Pewter
99149 Antique Bronze
99150 New Bronze
99159 White
27w
Uses one 27w circline bulb (included)
10.80" w x 4.05" h
Compatible with "5" series ceiling fan models.

OUTDOOR LIGHT KITS



Marine II™ Low Profile Outdoor Globe
28547 New Bronze
28511 Textured Black
28438 White
28548 Weathered Bronze
26w
Uses two 13w CFL bulbs (included)
Rated for wet locations
10" w x 5" h



Outdoor Globe
22057 New Bronze
28388 White
28387 Textured Black
26w
Uses two 13w CFL bulbs (included)
Rated for wet locations
10.75" w x 4.5" h



Outdoor Polycarbonate Kit
28318 White
26w
Uses two 13w CFL bulbs (included)
Rated for wet locations
10" w x 5" h

OUTDOOR LIGHT KITS (CONT.)



Tropical Damp Rated Light Kit
21881
Includes finials in New Bronze and Brushed Cocoa
26w
Uses two 13w CFL bulbs (included)
Rated for damp locations
12.75" w x 7.2" h
Compatible with "5" series ceiling fan models.



NEW

White Cased Bowl Light Kit
99158
Includes finials in Black and White
26w
Uses two 13w CFL bulbs (included)
Rated for damp locations
12.40" w x 5.43" h
Compatible with "5" series ceiling fan models.



NEW

Tea Stain Bowl Light Kit
99157
Includes finials in Black and New Bronze
26w
Uses two 13w CFL bulbs (included)
Rated for damp locations
12.40" w x 5.43" h
Compatible with "5" series ceiling fan models.

DUAL USE LIGHT FIXTURES

Install on a ceiling fan or the ceiling. Compatible with "5" series ceiling fan models.



Swirled Marble Bowl
28568
Includes finials in Brushed Nickel, White, New Bronze and Antique Brass
28w
Uses two 14w CFL bulbs (included)
12.75" w x 7.2" h



Frosted Bowl
28573
Includes finials in Antique Brass, Hunter Bright Brass Finish® and New Bronze
26w
Uses two 13w CFL bulbs (included)
12.75" w x 7.2" h



Energy Efficient Frosted Bowl
28396
Includes finials in Antique Brass, Brushed Nickel, Hunter Bright Brass Finish® and White
30w
Uses one 30w circline bulb (included)
13.2" w x 3.5" h



Energy Efficient Scavo Snowflake Bowl
28395
Includes finials in Antique Brass, Brushed Nickel, New Bronze and White
30w
Uses one 30w circline bulb (included)
13.2" w x 3.5" h

BOWL FITTERS & GLASS



Bowl Fitter
99023
Includes finials in Brushed Cocoa, Brushed Nickel and White
Uses two 13w CFL bulbs (included)

NEW



NEW

Amber Linen
99160
Includes finials in New Bronze
26w
12.75" w 6.33" h



NEW

Amber Scavo
99161
Includes finials in New Bronze
26w
12.75" w 6.33" h



NEW

White Linen
99162
Includes finials in Antique Pewter
26w
12.75" w 6.33" h

BOWLS Include glass and finial.



Amber
28640
Includes finials in Weathered Bronze, Antique Brass and Cocoa
26w
Uses two 13w CFL bulbs (included)
12.75" w x 7.2" h



Amber Linen
28641
Includes finials in Weathered Bronze and Antique Brass
26w
Uses two 13w CFL bulbs (included)
12.75" w x 7.2" h
Will be discontinued in 2014.



Amber Gradated
28549
Includes finials in Weathered Bronze and Antique Brass
26w
Uses two 13w CFL bulbs (included)
12.75" w x 7.2" h



NEW

Tea Stain
99096
Includes finials in New Bronze and Antique Pewter
28w
Uses two 14w CFL bulbs (included)
12.75" w x 6.50" h

BOWLS (CONT.) Include glass and finial.



Amber Scavo
22341
Includes finials in New Bronze and Weathered Bronze
26w
Uses two 13w CFL bulbs (included)
12.75" w x 7.2" h
Will be discontinued in 2014.



White Linen
28591
Includes finials in White and Brushed Nickel
26w
Uses two 13w CFL bulbs (included)
12.75" w x 7.2" h
Will be discontinued in 2014.



Frosted Opal
28592
Includes finials in White and Brushed Nickel
26w
Uses two 13w CFL bulbs (included)
12.75" w x 7.2" h



Swirled Marble
28593
Includes finials in Antique Brass, Brushed Nickel, Hunter Bright Brass Finish® and White
26w
Uses two 13w CFL bulbs (included)
12.75" w x 7.2" h



Scavo
28594
Includes finials in Antique Brass, Brushed Nickel, Hunter Bright Brass Finish® and White
26w
Uses two 13w CFL bulbs (included)
12.75" w x 7.2" h
Will be discontinued in 2014.



Sculpted Swirled Marble
28643
Includes finials in Antique Brass, Brushed Nickel, Hunter Bright Brass Finish® and White
26w
Uses two 13w CFL bulbs (included)
12.75" w x 7.2" h
Will be discontinued in 2014.



Alabaster Bowl Light Kit
22343
Includes finials in Antique Brass and New Bronze
26w
Uses two 13w CFL bulbs (included)
12.75" w x 7.2" h
Will be discontinued in 2014.



Swirled Marble Custom Builder Bowl
21828
Includes finials in White and Brushed Nickel
26w
Uses two 13w CFL bulbs (included)
12.75" w x 7.2" h



Amber Custom Builder Bowl
21827
Includes finials in New Bronze and Antique Brass
26w
Uses two 13w CFL bulbs (included)
12.75" w x 7.2" h

KID'S BOWLS

Include glass and finial. Compatible with "5" series ceiling fan models.



Boy's Room Light Kit


22380
120w
Uses two 60w candelabra bulbs
13.5" w x 6.5" h



Girl's Room Light Kit

22381
120w
Uses two 60w candelabra bulbs
11.5" w x 4.75" h

GLOBE FITTERS & GLASS



Globe Fitter

99168 White*
99169 Black*
99170 New Bronze
99171 Antique Brass
99172 Brushed Nickel

Fitter only, glassware not included
Uses one 19w CFL bulb (included)
*Rated for wet locations



Original® Schoolhouse Globe

25267 Antique Pewter
25268 Weathered Bronze
25269 Satin White
25272 Antique Black
Includes fitter
Uses one 19w CFL bulb (included)
12" w x 8.7" h

Will be discontinued in 2014.



10" Opal Schoolhouse Globe

22555
For use on globe fitters; sold separately
Glass only 10" w x 7" h

8" Opal Schoolhouse Globe

22515
For use on globe fitters; sold separately
Glass only 9.5" w x 7" h



Contemporary Schoolhouse Globe

22565
For use on globe fitters; sold separately
Glass only 10.5" w x 5.5" h

TRADITIONAL GLOBES



Traditional Globe

99164 White
99165 Black
99166 Chestnut Brown
Includes fitter
Uses one 19w CFL bulb (included)
Rated for damp locations
12.00" w x 8.90" h



Two Candelabra Base A15 Bulbs

22396 40-watt bulbs
452-lumen output
2,500-hour lifespan
Vibration-resistant filament
for long life in a ceiling fan



Energy-Saving Gu24 CFL Bulb

22067 26-watt bulb
10,000-hour lifespan



2 1/4" ACCESSORY GLASS

For use on four-light fitter and adapters. Available in packages of four only.



28500/99037
Swirled Marble



28501
Frosted Seeded



28890
Amber



28891
Amber Gradated



28892
Amber Linen



28893
White Linen



99036
Amber Linen



99042
Cased White



99043
Tea Stain

FITTERS & FINIAL PACKS



Three-Light Fitter

99134 New Bronze
99135 White
99136 Brushed Nickel
99137 Antique Brass
99138 Antique Pewter
99139 Hunter Bright Brass Finish®
99140 Black

Fitter only; glassware not included
Uses three 13w CFL bulbs (included)
7.50" w x 2.60" h
Compatible with "5" series ceiling fan models.



Four-Light Fitter

99142 Distressed White
99143 New Bronze
99144 Cocoa
99145 White
99146 Brushed Nickel

Fitter only; glassware not included
Rated for damp locations
Uses four 13w CFL bulbs (included)
10.50" w x 3.21" h
Compatible with "5" series ceiling fan models.



Four-Light Adapter with Integrated Switch Housing

28655 Weathered Brick
28656 Antique Pewter
28649 Provençal Gold
28660 Black

Fitter only; glassware not included
Uses four 13w CFL bulbs (included)
4.5" w x 3.75" h
Compatible with "2" series ceiling fan models.



Four-Light Fitter

28124 Antique Brass
28125 White
28126 Brushed Nickel

Fitter only; glassware not included
Uses four 13w CFL bulbs (included)
9" w x 5.5" h
Compatible with "5" series ceiling fan models.
Will be discontinued in 2014.



Four-Light Straight Arm Fitter

22574 Antique Brass*
22589 Matte Black
28129 White*
28135 Hunter Bright Brass Finish®
28137 Iron

Fitter only; glassware not included
Uses four 13w CFL bulbs (included)
9" w x 3.5" h
*Uses four 40w candelabra bulbs
Compatible with "2" series ceiling fan models.



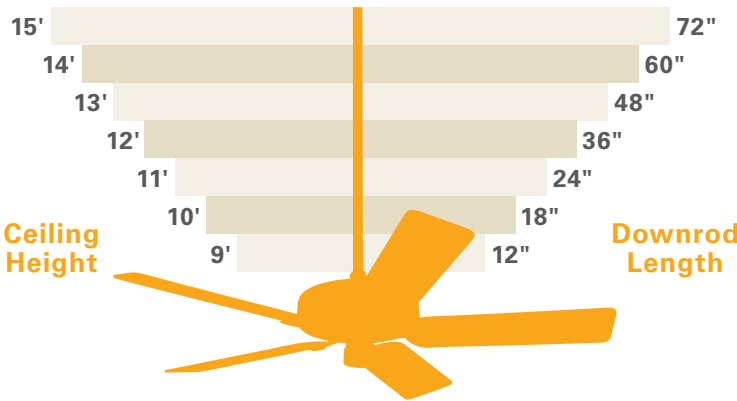
Cap and Finial Packs

28915 Hunter Bright Brass Finish®
28916 Bronze Patina
28917 Weathered Brick
28918 Black
28921 Cocoa
28924 Chestnut Bronze
28911 Satin White

Will be discontinued in 2014.

EXTENSION DOWNRODS

More homes are being constructed with high ceilings. A Hunter® ¾" downrod sets the fan at the proper height for optimum performance. All Hunter® extension downrods match Hunter® fans for fit and finish, and have tapered threads for deeper engagement. All downrods are converting to single-threaded construction unless otherwise noted.



Finish	12"	18"	24"	36"	48"	60"	72"	Compatible Finishes
Antique Brass	22719	22729	26319	26329	26339	23190	23060	Burnished Copper, Estate Brass
Antique Pewter	28054	28055	28056	28057	28058	28059	28060	—
Black	25144	25145	25146	25147	25148	25149	25150	Antique Black, Matte Black, Satin Black, Textured Black, Graphite, Iron
Brittany Bronze	28979	28886	28980	28981	28887	28888	28889	Weathered Bronze, Burled Brown
Bronze Patina	28206	28207	28208	28209	28210	—	—	Amber Bronze, Antique Copper, Brushed Bronze, Satin Bronze
Brushed Nickel	26019	26020	26021	26022	26023	26024	26025	—
Burled Brown*	—	—	28966	28967	—	—	—	Brittany Bronze
Hunter Bright Brass Finish®	22713	22723	26313	26323	26333	23192	23062	—
Iron*	22685	22686	22687	26014	26015	26016	—	—
New Bronze	26041	26042	26043	26044	26045	26046	26047	Bronze, Brushed Cocoa, Leather Bronze, Provençal Gold, Roman Bronze, Rustic Bronze, Tuscan Gold, Egyptian Bronze
Provençal Gold	28224	28225	28226	28227	28228	—	—	New Bronze
Sand	28976	—	28977	28978	—	—	—	Harvest Wheat
Satin White*	—	28930	28931	28932	28933	—	28935	White
Weathered Brick*	22681	22682	22683	26010	26011	—	26013	Chestnut Brown
Weathered Bronze*	—	28267	28268	28269	—	—	—	Brittany Bronze
White	25136	25137	25138	25139	25140	25141	25142	Satin White

Extreme Elements Downrods • Rust-Proof Stainless Steel Construction

Midnight Copper*	26496	26497	26498	26499	—	—	—	New Bronze
Satin White*	—	—	—	25159	—	—	—	Use double-threaded all-weather
Textured Black*	25161	25162	25163	25164	—	—	—	—
Weathered Brick*	26434	—	26436	26437	—	—	—	New Bronze
Weathered Bronze*	—	—	—	26495	—	—	—	New Bronze

Hunter Original® Downrods • Double-Threaded Construction

Black	26302	26219	26227	26228	26229	23194	23064	—
Chestnut Brown	22711	22721	26331	26341	26351	23195	23065	Distressed Relic, Chestnut Bronze, Weathered Brick
New Bronze All-Weather	25998	25999	26007	26008	—	—	—	Midnight Copper, Weathered Brick, Weathered Bronze
Satin White All-Weather	28254	28255	28256	28257	28258	—	—	—
Textured Black All-Weather	26430	26431	26432	26433	—	—	—	—
White	22717	22727	26317	26327	26337	23197	23067	—

ANGLED CEILING MOUNTS

Up to 45° ceiling mount.



22170 Chestnut Brown



22171 Cocoa



22174 Black*



22172 Hunter Bright Brass Finish®



22175 Brushed Nickel



22176 White



22178 Antique Brass



27996 New Bronze



27980 Weathered Bronze



27992 Weathered Brick



27993 Iron**



27995 Antique Pewter

*Black can be used with Antique Black, Matte Black, Satin Black, Textured Black and Graphite.
**Will be discontinued in 2014.

*Will be discontinued in 2014.

REMOTE CONTROLS



- 27180**
Three-Speed Stepped Control
- Two-wire installation—no extra wiring!
 - Operates three fan speeds—high, medium and low
 - Fan 1.6 amps
 - Uses standard switchplate, not included
 - One-year warranty



- 27181**
Four-Speed Slide Control
- Two-wire installation—no extra wiring!
 - Operates four fan speeds—high, medium, low and serenity
 - Fan 1.6 amps
 - Rocker switchplate not included
 - One-year warranty



- 27182**
Fan/Light Dual Slide Control
- Controls three fan speeds and full-range light dimming
 - Installs in standard three-wire, single box wall switch
 - Fan 1.6 amps; light 300 watts
 - Rocker switchplate not included
 - One-year warranty



- 27183**
Fan/Light Dual Slide Control with Preset
- Controls four fan speeds and full-range light dimming
 - Preset feature controls both fan and light at desired settings
 - Installs in standard three-wire, single box wall switch
 - Fan 1.6 amps; light 300 watts
 - Rocker switchplate not included
 - One-year warranty



- 27189**
Original® Fan/Light Wall Control*
- Receiver fits between ceiling and canopy
 - Controls three fan speeds and full-range light dimming
 - Uses existing two wires for complete control of fan and lighting
 - Fan 2.0 amps; light 300 watts
 - Rocker switchplate not included
 - One-year warranty



- 22691**
Original® Three-Speed Stepped Control*
- Capacitor design provides whisper-quiet speed control
 - Two-wire installation—no extra wiring!
 - Fan 2.0 amps; light 300 watts
 - One-year warranty



- 27187**
Original® Fan/Light Remote Control*
- Receiver fits between ceiling and canopy
 - Controls three fan speeds and full-range light dimming
 - Uses existing two wires for complete control of fan and lighting
 - Fan 2.0 amps; light 300 watts
 - Comes with wall cradle for handheld remote control
 - One-year warranty



- 22394**
Original® Multiple Fan Speed Control*
- Can be used to control up to twelve 56"/52"/48" fans or twenty 42" fans wired on a single circuit
 - Fan 15.0 amps; 120 volts; 60 cycles
 - One-year warranty

**For use on Hunter Original® ceiling fans only.*



NEW

- 99120**
Fan/Light Wall Remote Control
- Complete fan and light operation in a two-wire control
 - Separate buttons for three fan speeds plus "Instant Off"
 - Full-range light dimming
 - Auto detection to switch between incandescent and compact fluorescent bulbs
 - Comes with rocker switchplate
 - Battery powered
 - One-year warranty



- 27186**
Fan/Light Universal Wall Remote Control
- Complete fan and light operation in a two-wire control
 - Separate buttons for three fan speeds plus "Instant Off"
 - Full-range light dimming
 - Fan 1.0 amp; light 300 watts
 - Rocker switchplate not included
 - Battery powered
 - One-year warranty

Will be discontinued in 2014.



- 27206/99119**
Fan/Light Universal Remote Control
- Complete fan and light operation in a two-wire control
 - Separate buttons for three fan speeds plus "Instant Off"
 - Full-range light dimming
 - Includes toggle switch to allow use of remote with compact fluorescent bulbs
 - Comes with wall cradle for handheld remote control
 - Fan 1.0 amp; light 300 watts
 - One-year warranty



- 27210/99122 (White)**
27224/99123 (Desert Platinum)
Fan/Light Universal Remote Control
- Contemporary look that matches any décor
 - Complete fan and light operation in a two-wire control
 - Separate buttons for three fan speeds plus "Instant Off"
 - Full-range light dimming and manual light operation with wall switch access plate
 - Includes toggle switch to allow use of remote with compact fluorescent bulbs (only on 2 series remote)
 - Auto detection to switch between incandescent and compact fluorescent bulbs (only on 9 series remote)
 - Comes with wall cradle for handheld remote control
 - Fan 1.0 amp; light 300 watts
 - One-year warranty



- 27157/99118**
Basic On/Off Remote Control
- On/off switch for fan and light operation
 - Features illuminated LED activation for instant feedback
 - Easy canopy installation with new compact receiver
 - Can be used with compact fluorescent bulbs
 - Fan 1.0 amp; light 300 watts
 - One-year warranty
 - Battery included




- 27209/99121**
Fan/Light Universal Remote Control
- Complete fan and light operation in a two-wire control
 - Separate buttons for three fan speeds plus "Instant Off"
 - Full-range light dimming and manual light operation with wall switch access plate
 - Comes with wall cradle for handheld remote control
 - Fan 1.0 amp; light 300 watts
 - One-year warranty
 - Battery included
 - Includes toggle switch to allow use of remote with compact fluorescent bulbs (only on 2 series remote)
 - Auto detection to switch between incandescent and compact fluorescent bulbs (only on 9 series remote)
 - Light delay feature allows safe exit from room as lights dim to off
 - Digitally programmable for easier install—no more dip switches or jumpers

MOTOR FINISHES



Antique Black




Antique Brass




Antique Pewter



Basque Black



Blue




Bronze



Bronze Patina




Brushed Bronze



Brushed Cocoa




Brushed Nickel




Cocoa




Cottage White




Distressed White



Egyptian Bronze




French Vanilla



Hunter Bright Brass Finish®

MOTOR FINISHES




Matte Black




Midas Black



New Bronze



Onyx Bengal



Premiere Bronze



Provençal Gold



Roman Bronze



Satin Black




Snow White




Textured Black




Textured White



Tuscan Gold



Weathered Brick




Weathered Bronze




White

Note: Not all motor finishes available on every fan. Refer to fan page for available finishes.


BLADE FINISHES



Aged Barnwood




Aged Ebony



Alder




Antiqued Cherry Carved Wood



Antique Dark Palm Leaf



Antique Dark Wicker



Antique Halifax



Barnwood



Beech




Black



Black Oak




Blackened Pecan Carved Wood




Blackened Rosewood




Bleached Oak



Brazilian Cherry




Burnished Alder




Burnished Caramel Carved Wood




Burnished Cherry




Burnished Mahogany




Burnished Walnut Carved Wood




Burnt Walnut




Cabin Home




Cherried Walnut




Cherry




Cherry Veneer




Chestnut




Coffee Beech Veneer




Cool Grey




Cream Wicker




Dark Cherry




Dark Maple



Dark Walnut



Dark Walnut Veneer




Distressed Dark Cherry Basswood Veneer




Distressed White Beadboard Plastic

BLADE FINISHES




English Cherry




Eurasian Wood



French Vanilla



Golden Walnut



Grey



Grey Pine



Harvest Mahogany



Light Cherry



Light Oak



Mahogany Veneer




Maple



Medium Oak




Medium Oak Plastic




Medium Walnut




Oak Plastic




Roasted Cherry Carved Wood



Roasted Walnut



Rosewood




Rough Hewn Cherry Veneer




Rustic Lodge




Solid Teak




Stained Oak




Walnut




Walnut Veneer




Weathered Oak




White



White Beadboard Plastic




White Palm Leaf Plastic




White Plastic



White Wicker Plastic



Wine Country



Yellow Walnut

Note: Not all blade finishes available on every fan. Refer to fan page for available finishes.



Hunter
KEEPING YOU IN MIND.



As we continue to create innovative products of the highest quality, you can rest assured that we'll keep you in mind every step of the way.



HUNTER FAN COMPANY

7130 Goodlett Farms Pkwy., Suite 400

Memphis, TN 38016

www.HunterFan.com

901.744.1200